



Moulding and Millwork

Guide



Table of Contents

Primed MDF	1
Hemlock	15
Primed Pine	32
Solid Oak	42
Knotty Alder.....	49
Cherry	58
Mahogany	58
Cedar	59
Soft Corners.....	61
Accessories.....	61
Finish Lumber	62
Index	63



OrePac Building Products
9213 51st Avenue SW
Tacoma, WA 98499

Phone: 253-582-9500
Fax: 253-584-7014

www.orepac.com

Profiles shown may not be to scale.

Care and handling of Millwork

Unfinished woodwork is vulnerable! Apply finish as soon as possible following the manufacturer's finishing instructions.

Never expose unpainted millwork to direct sunlight!

Always protect unfinished millwork from moist conditions. Never store on the ground, on concrete, or where rain can blow in.

All mouldings should be stored horizontally off the floor and in a dry location.

It's critical to protect millwork from direct sunlight prior to finishing to avoid rapid drying and bleaching. Even a few hours exposure to direct sunlight causes drying and bleaching. Millwork must be stored in a dry area away from excess heat. Never store on the

ground, nor allow wood to come into direct contact with concrete. The natural tendency of concrete to absorb moisture can create a "wicking" of moisture out of the air or the ground and into the wood.

Mouldings must be acclimated

72 hours prior to installation, mouldings should be unbundled and allowed to acclimate to the environment in the room in which they will be installed, with a controlled humidity level. The humidity at the time of acclimation should be similar to the humidity expected upon occupancy of the project.

Finishing

Light sanding is required prior to finishing. Follow manufacturer's recommended instructions for your product type.

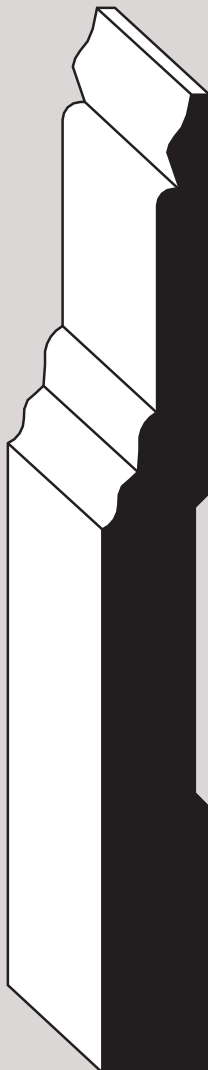
Service - Quality - Integrity



Primed MDF

Create a beautiful room with Primed MDF moulding. Known for consistency, ease of handling and superior paint adhesion, Primed MDF is available from OrePac in many profiles of base, casing and crown mouldings.

Base




234 - Base

F310234
9/16" x 5-1/2"
16'



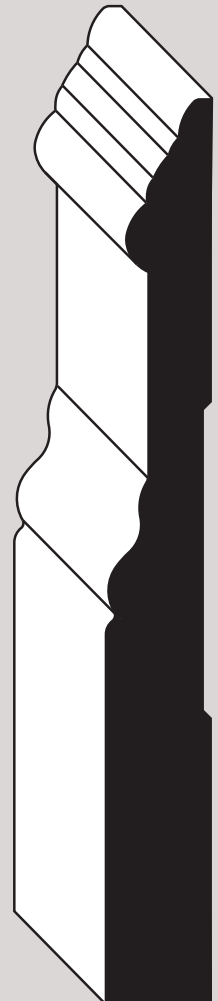
326 - Base

F310326
9/16" x 3-3/8"
12', 16'



412 - Base

F311412
5/8" x 4-1/4"
16'



545 - Base

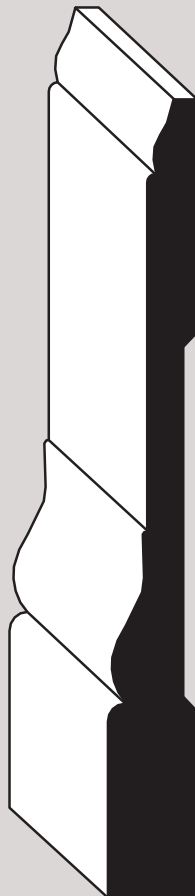
F311545
5/8" x 5"
16'

Base



6688 - Base

F3106688
9/16" x 6-1/4"
16'



243 - Base

F310243
1/2" x 4-1/4"
16'



Cambridge

F310412
9/16" x 4-1/2"
16'

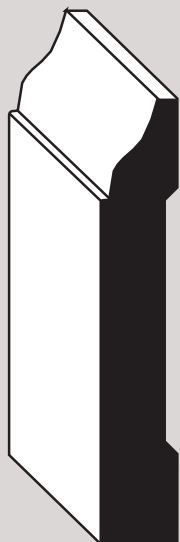


618 - Moulded

F310618 •
9/16" x 5-1/4"
10', 12', 16'

- See page 61 for matching soft corners and accessories.

Base



634 - Moulded

F310634 •
1/2" x 2-1/2"
8', 10', 12', 16'




623 - Moulded

F310623 •
1/2" x 3-1/4"
8', 10', 12', 16'




215 - Sierra

F311215 •
1/2" x 3-1/8"
12', 16'




261 - Bullnose

F311261
1/2" x 3-1/4"
16'



218 - Sierra

F310218 •
9/16" x 5-1/4"
12', 16'

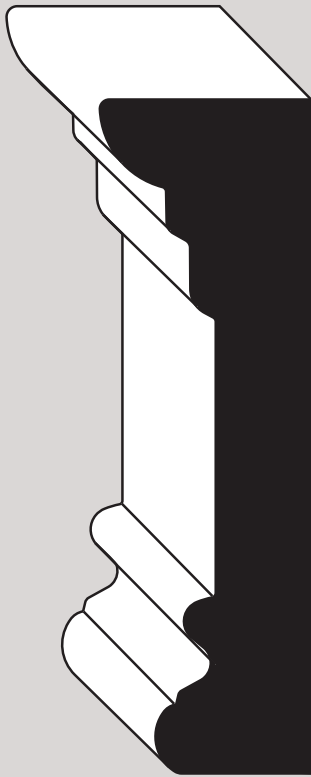


714 - Sierra

F310714 •
9/16" x 7-1/4"
16'

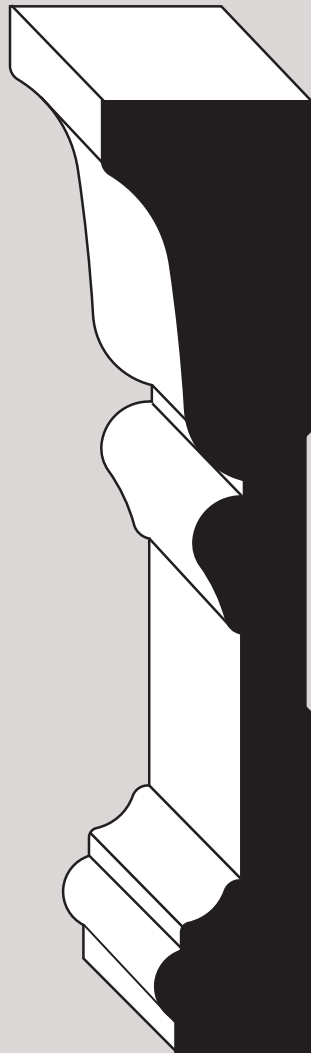
▪ See page 61 for matching soft corners and accessories.

Casing



RB3 - Architrave

F320RB3
1-3/16" x 3-3/4"
8', 16'



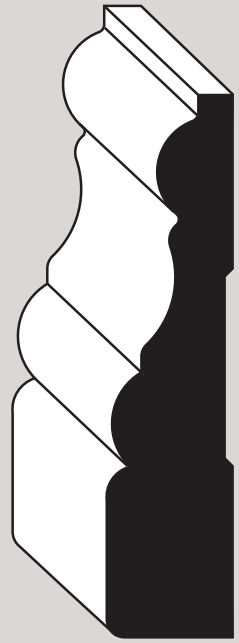
5020 - Architrave

F325020
1-1/8" x 5-1/4"
16'



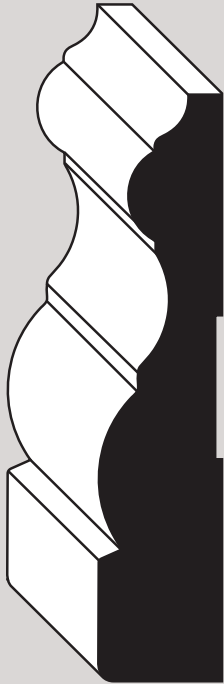
410 - Casing

F320410
11/16" x 2-1/4"
7', 17'



72 - Casing

F320072
11/16" x 3"
16'




388 - Casing
F320388
11/16" x 3-1/4"
16'



158 - Bevel
F320158
9/16" x 1-9/16"
7', 10', 17'




214 - Bevel
F320214
9/16" x 2-1/4"
7', 10', 17'



473 - Bullnose
F320473 *
9/16" x 2-1/4"
7', 10', 17'



433 - Bullnose
F320433
9/16" x 3-1/4"
8', 16'

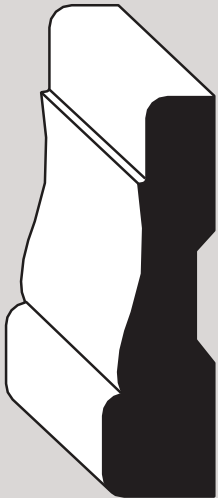


495 - Bullnose
F320495 *
11/16" x 3-1/2"
7', 17'

* Available in FinishKote


Primed MDF

Casing



356 - Colonial

F320356 * •
9/16" x 2-1/4"
7', 10', 12', 17'



19 - Moulded

F320019
9/16" x 2-1/4"
7', 10', 17'



002 - Casing

F320002
5/8" x 2-1/4"
17'



312 - Beaded

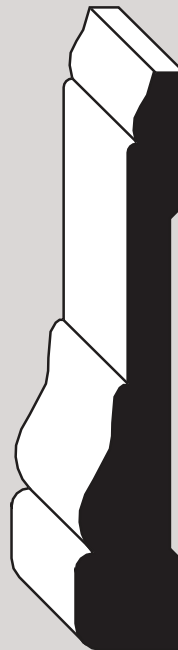
F320312
5/8" x 3"
8', 10', 16'

• See page 61 for matching soft corners and accessories.



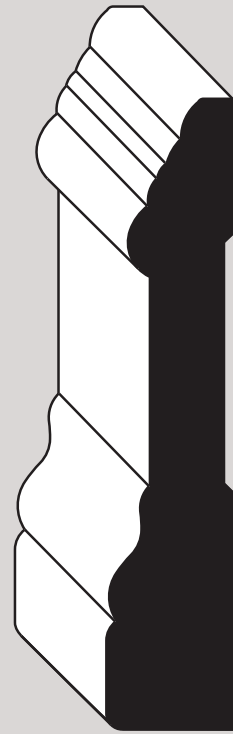
003 - Casing

F320003
11/16" x 3-1/4"
8', 16'



233 - Casing

F320233
5/8" x 3-1/4"
16'



535 - Casing

F321535
11/16" x 3-1/2"
16'

* Available in FinishKote




338 - Howe

F320338
1" x 3-1/4"
16'



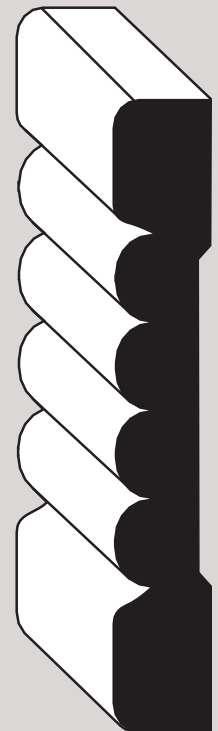
444 - Colonial

F320444 •
5/8" x 3-1/8"
7'2", 8', 12', 16'



1000F - Fluted

F321000F
5/8" x 3-3/8"
16'



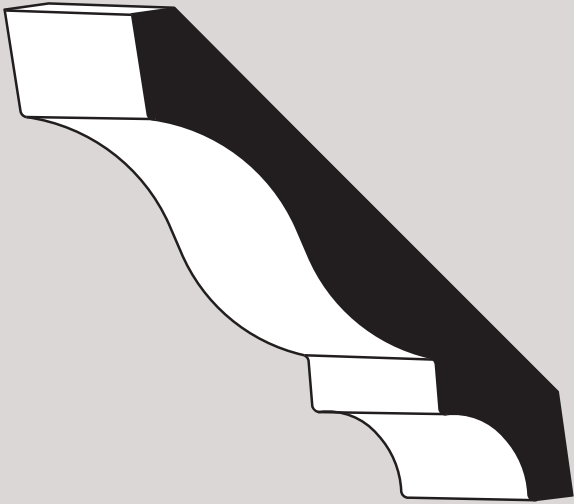
908 - Reed

F320908 *
9/16" x 3-1/4"
8', 16'

▪ See page 61 for matching soft corners and accessories.

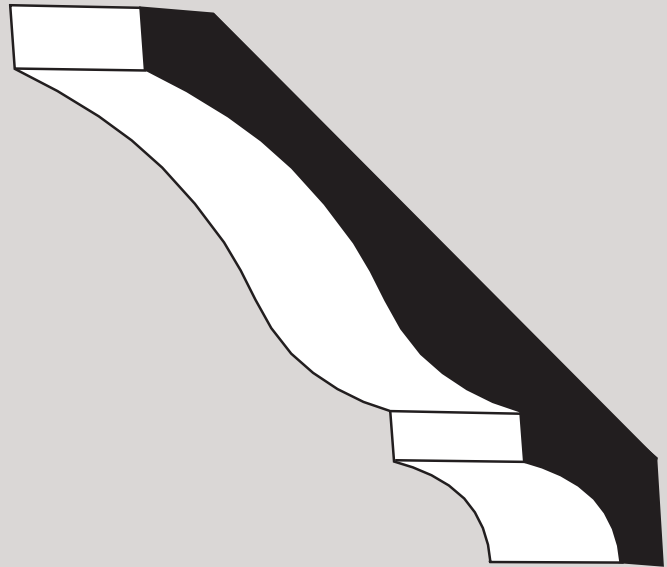
* Available in FinishKote

Crown



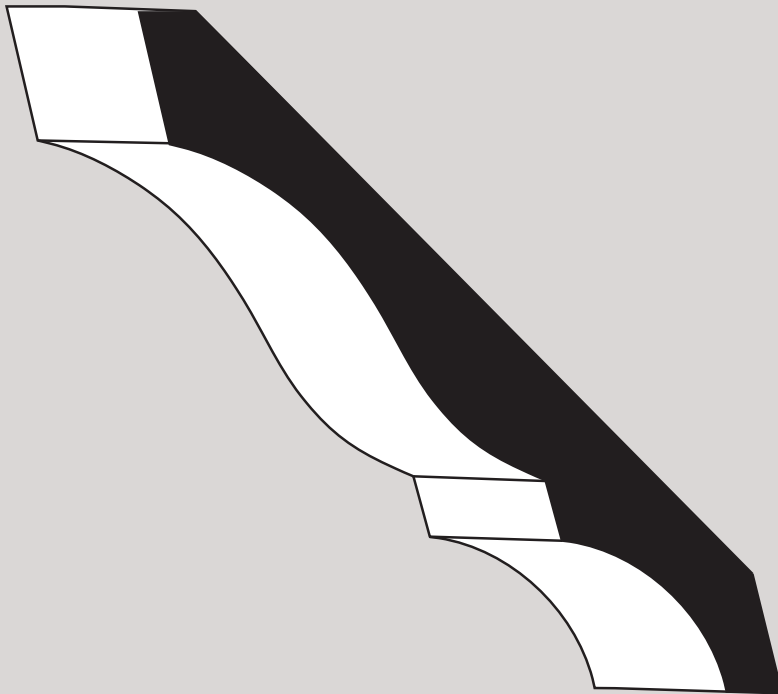
49 - Crown

F330049 *
9/16" x 3-5/8"
8', 16'



48 - Crown

F330048 *
9/16" x 4-1/4"
16'

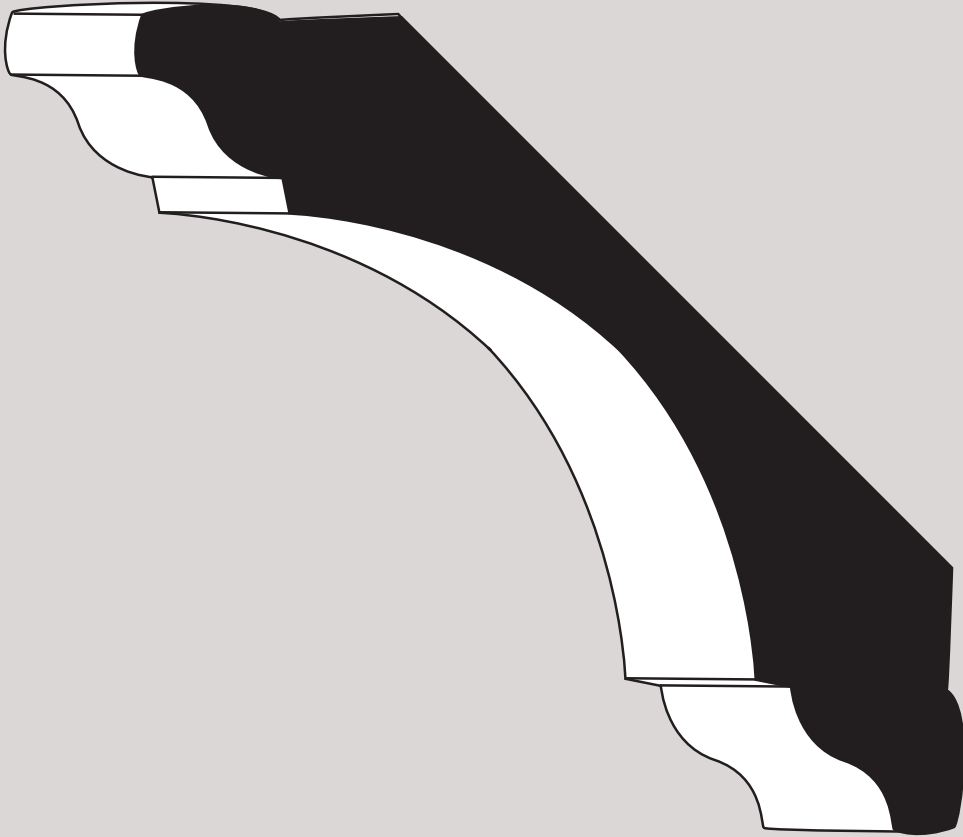


46 - Crown

F330046
9/16" x 5-1/4"
8', 16'

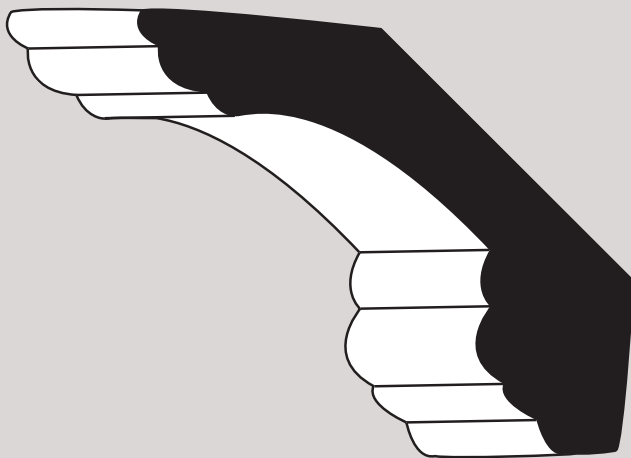
* Available in FinishKote

Crown



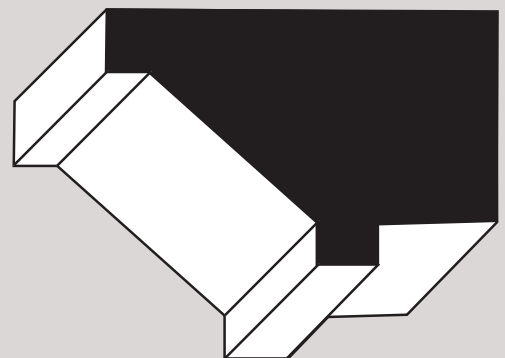
413 - Crown

F330329
1-1/4" x 6-5/16"
16'



412 - Crown

F330417
5/8" x 4-1/2"
16'



320 - Lintel

F320320
1-1/2" x 2-1/4"
16'

Primed MDF

Chair Rail & Miscellaneous




953 - Open Trim

F340953 *
9/16" x 1-5/16"
8', 16'



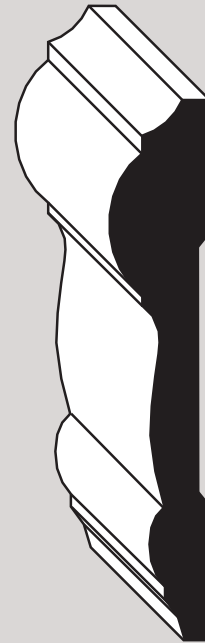
163 - Base Cap

F311163
11/16" x 1-3/8"
8'




300 - Wainscot Cap

F390300
3/4" x 2"
8'



297 - Chair Rail

F330297
11/16" x 3"
8', 16'



696 - Window Stool

F3710216
11/16" x 6-9/16"
8', 6", 16'

* Available in FinishKote

Boards


1/2 x 4



E2E

F360124
1/2" x 3-1/2"
16'

1/2 x 6



E2E

F360126
1/2" x 5-1/2"
16'

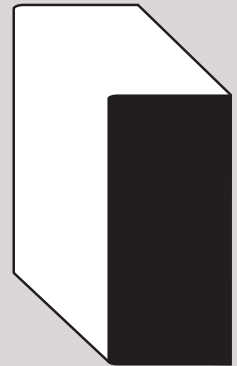
1/2 x 8



E2E

F360128 *
1/2" x 7-1/4"
16'


1 x 2



E2E

F360102 *
11/16" x 1-1/2"
6', 8', 10', 12', 16'

1 x 3

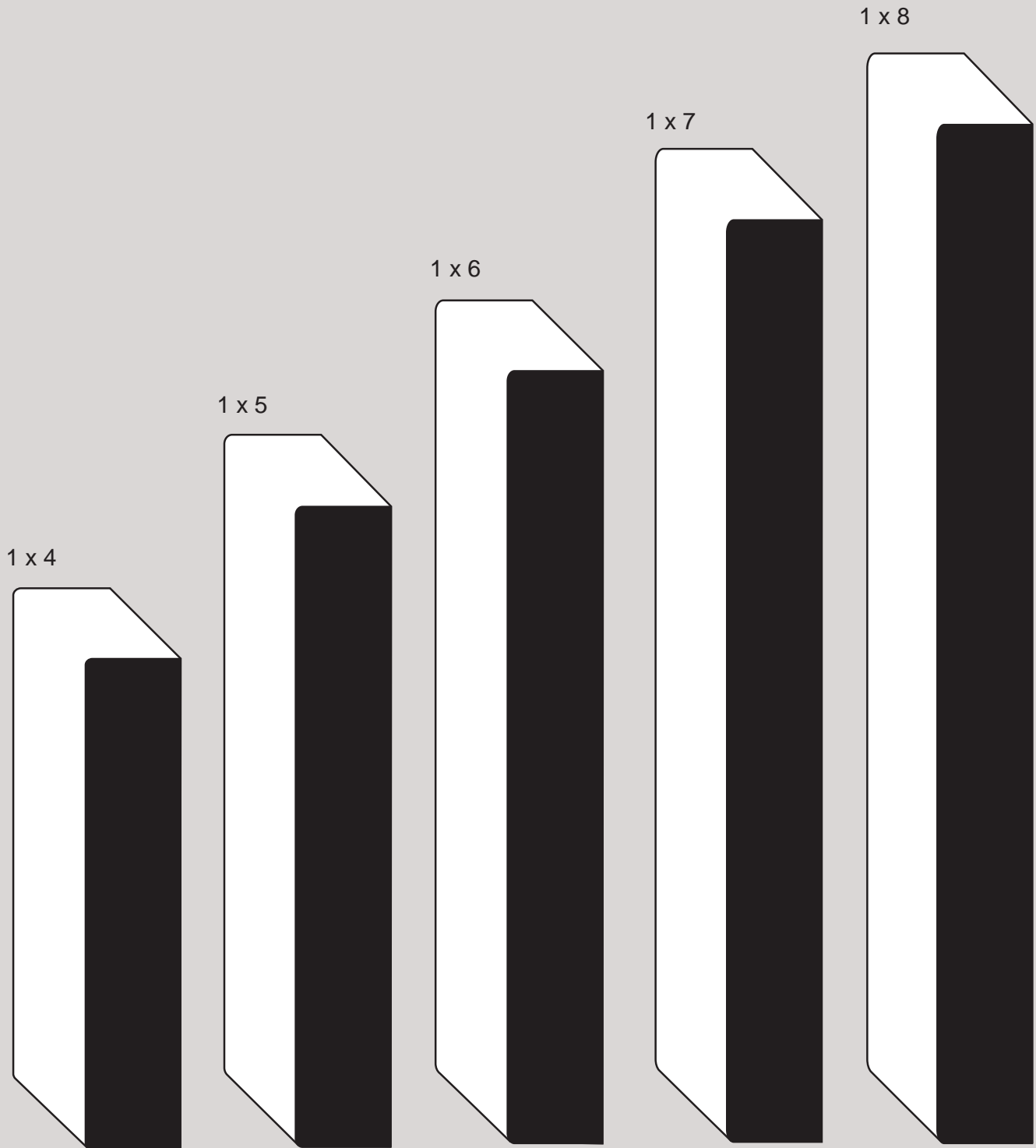


E2E

F360103 *
11/16" x 2-1/2"
6', 8', 10', 12', 16'

* Available in FinishKote

Boards



E2E
F360104 *
11/16" x 3-1/2"
6', 8', 10', 12', 16'

E2E
F360105 *
11/16" x 4-9/16"
6', 8', 10', 12', 16'

E2E
F360106 *
11/16" x 5-1/2"
6', 8', 10', 12', 16'

E2E
F360107 *
11/16" x 6-9/16"
8', 16'


E2E
F360108 *
11/16" x 7-1/4"
6', 8', 10', 12', 16'

* Available in FinishKote

Primed MDF

Boards

1 x 10



E2E

F360110
11/16" x 9-1/4"
8', 10', 12', 16'
Profile shown at
80% size


1 x 12



E2E

F360112
11/16" x 11-1/4"
8', 10', 12', 16'
Profile shown at
68% size

5/4 x 4



E2E

F360544
1" x 3-1/2"
16'


5/4 x 6



E2E


F360546
1" x 5-1/2"
16'

5/4 x 8



E2E

F360548
1" x 7-1/4"
16'



Hemlock

Hemlock door components from OrePac are a great match with our Hemlock interior and exterior doors. Hemlock millwork is a good selection if you plan on staining your jamb and frame components. In addition, our Hemlock door components are stocked locally.




210 - Sanitary

H210
3/8" x 1-1/2"
RL



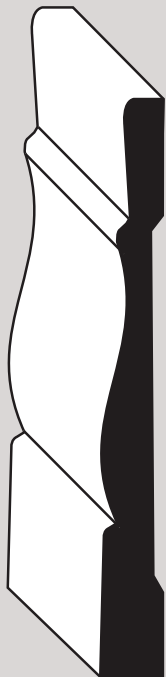
230 - Combo

H230
5/8" x 2-1/4"
RL



625 - Moulded

H625 •
7/16" x 2-1/4"
RL




260 - Colonial

H260
3/8" x 3-1/4"
RL



653 - Gingerbread

H653
3/8" x 3-1/4"
RL



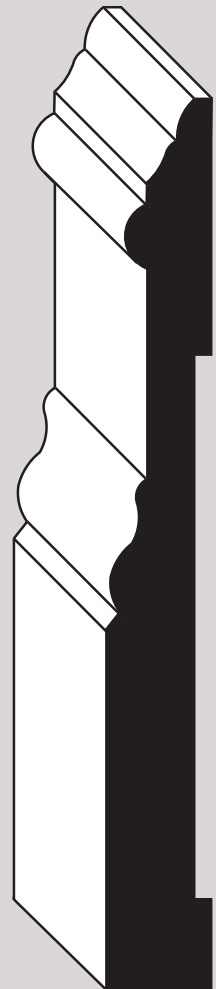
623 - Moulded

H623 •
1/2" x 3-1/4"
RL



618 - Moulded

H618
1/2" x 5-1/4"
RL




545 - Base

H545
5/8" x 5"
RL

• See page 61 for matching soft corners and accessories.

Base




240 - Sanitary

H240
3/8" x 2-1/4"
RL




41 - Streamline

H41 ▪
7/16" x 2-1/4"
RL




3102 - Streamline

H3102
7/16" x 3-1/4"
RL



473 - Bullnose

H473VG (VG Hemlock)
9/16" x 3-3/8"
RL



496 - Bullnose

H496VG (VG Hemlock)
9/16" x 5-3/8"
RL

▪ See page 61 for matching soft corners and accessories.

Hemlock

Casing



3005 - Beaded

H3005
1/2" x 1-1/2"
RL



3000 - Bevel

H3000
1/2" x 1-1/2"
RL



130 - Sanitary

H130
9/16" x 2-1/4"
RL



3002 - Bevel

H3002
1/2" x 2-1/4"
RL




100D - E2E Bullnose

H100D
9/16" x 1-1/2"
RL




175VG - E2E Bullnose

H175VG (VG Hemlock)
7/16" x 2-1/4"
RL



472VG - E2E Bullnose

H472VG
5/8" x 2-1/4"
RL

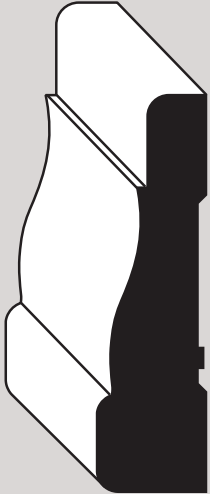


495VG - E2E Bullnose

H495VG
5/8" x 3-1/4"
RL

Hemlock

Casing



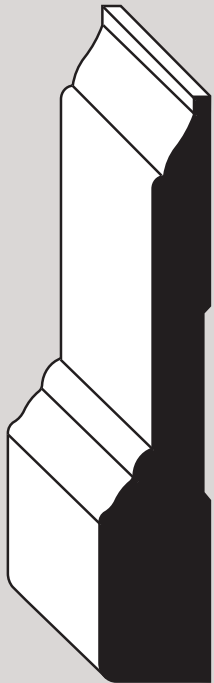
356 - Colonial

H356WM ♦ ▪
5/8" x 2-1/4"
RL



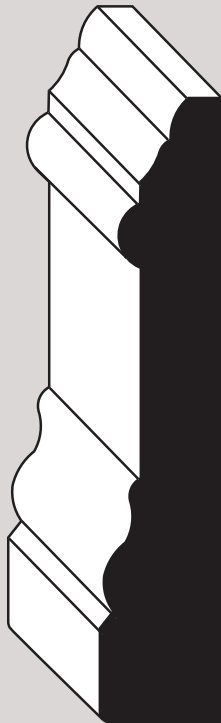
3014 - Streamline

H3014
7/16" x 2-1/4"
RL



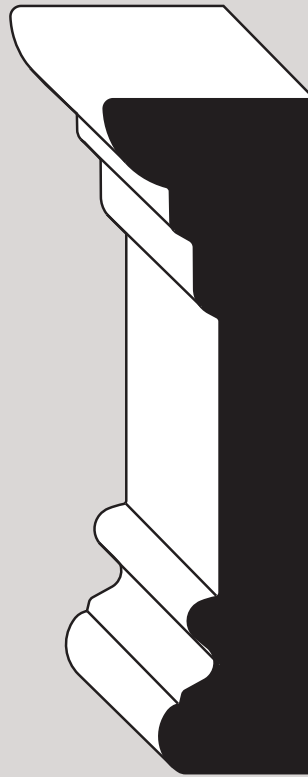
150 - Casing

H150
5/8" x 3-1/4"
RL



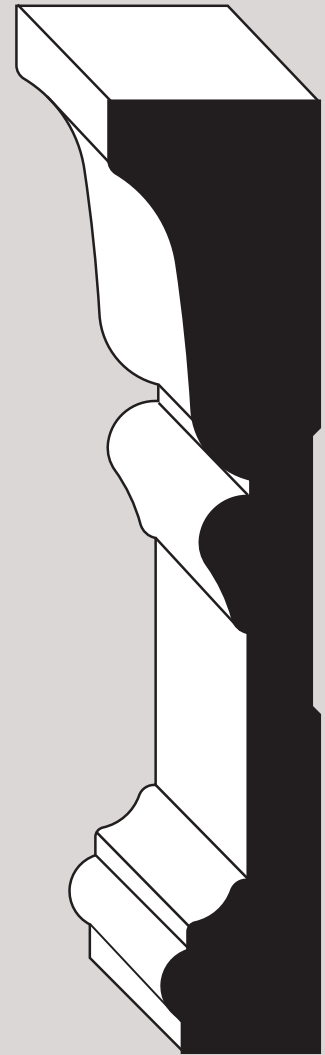
535 - Casing

H535
3/4" x 3-1/2"
RL



5000 - Architrave

H5000
1-3/16" x 3-3/4"
RL



5020A - Architrave

H5020A
1-1/8" x 5-1/4"
RL

▪ See page 61 for matching soft corners and accessories.

♦ Available in sets

Casing



190 - Traditional

H190
1 1/16" x 2-1/4"
RL



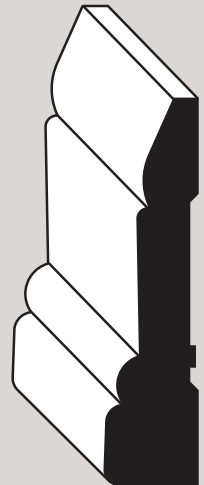
1208 - Beaded

H1208
1 1/16" x 2-1/2"
RL




140 - Moulded

H140
5/8" x 2-1/2"
RL




19 - Moulded

H19
1/2" x 2-1/4"
RL




444 - Colonial

H444 •
5/8" x 3-1/4"
RL



1001 - Flute & Reed

H1001
1 1/16" x 3-1/4"
RL



102D - Step

H102D
9/16" x 2-1/4"
RL

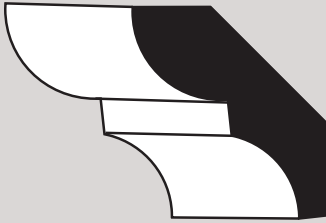


110D - Sanitary

H110D
9/16" x 1-1/2"
RL


• See page 61 for matching soft corners and accessories.

Crown



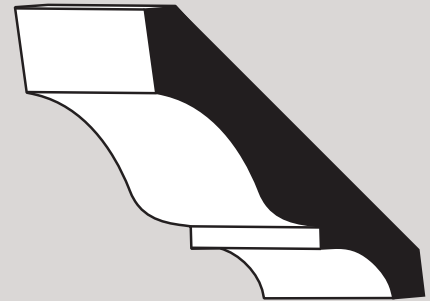
75 - Bed Mould

H75
1/2" x 1-5/8"
RL



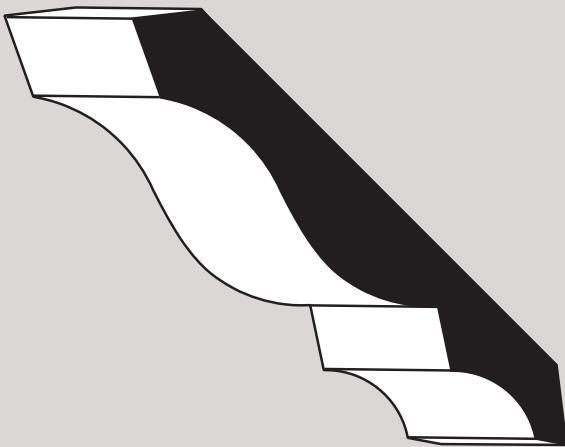
3242 - Crown

H3242
1/2" x 11/16"
RL



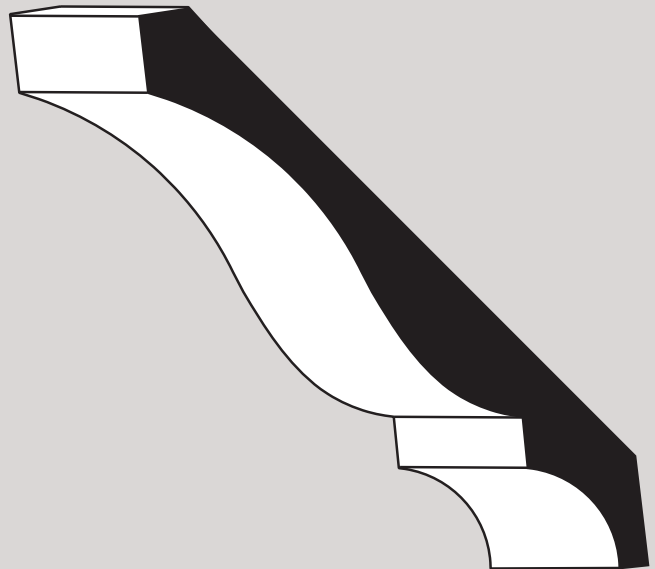
54 - Crown

H54
1/2" x 2-1/4"
RL



50 - Crown

H50
1/2" x 3-7/16"
RL




48 - Crown

H48
1/2" x 4-1/4"
RL

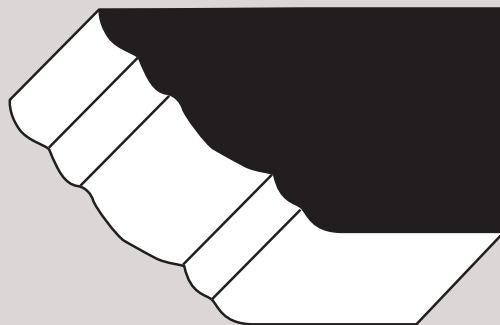
Hemlock

Crown, Chair Rail & Hand Rail



440 - Shingle Mould

H440
5/8" x 1-1/2"
7', 8', 10', 12', 14', 16'



911D - Lintel Mould

H911D
1-1/4" x 2-1/4"
RL



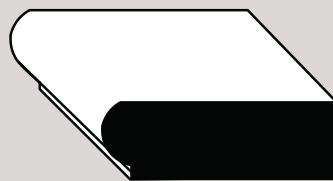
390 - Chair Rail

H390
5/8" x 2-7/16"
RL




3507 - Oval Hand Rail

H3507
1-1/4" x 2-1/4"
RL



953WM - Open Trim

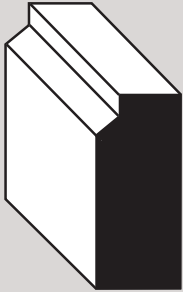
H953WM
7/16" x 1-5/16"
8', 10', 12'



231 - Hand Rail

H231
1-7/16" x 1-5/8"
RL

Trims



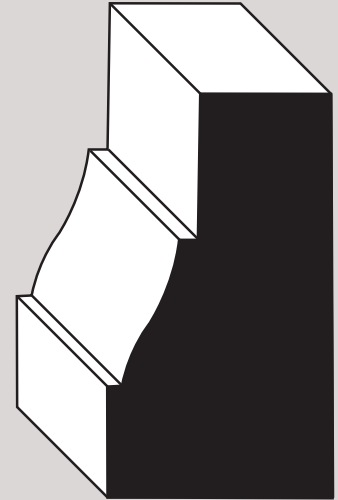
954 - Window Stop

H954
1-1/8"
6' - 16', no 8'




180 - Brickmould

H180
1-3/16" x 2"
Even lengths 6' - 20' and 7'




442 - Shake Mould

H442
1-1/4" x 2-1/4"
Even lengths 8' - 18' and 7'



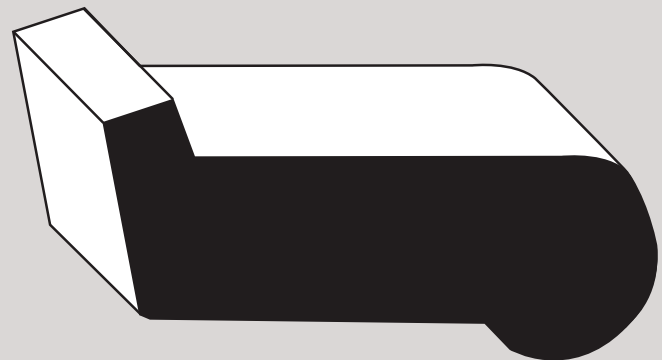
1021 - OS Back Band

H1021
1-1/16" x 1-1/16"
RL



1020 - IS Back Band

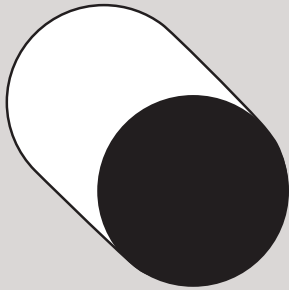
H1020
3/4" x 1-1/16"
RL




1031 - Drip Cap/Water Table

H1031
1-3/8" x 3"
RL


Rounds



3224 - Full
H3224
1-1/16"
RL



3226 - Full
H3226
1-5/16"
8', 10', 12', 14', 16'




3228 - Full
H3228
1-1/2"
8', 10', 12', 14', 16'




3200 - Quarter
H3200
1/4" x 1/4"
8', 10', 12'



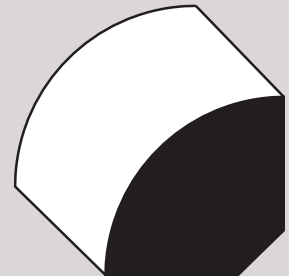
3201 - Quarter
H3201
3/8" x 3/8"
RL



3202 - Quarter
H3202
1/2" x 1/2"
8', 10', 12'



3206 - Quarter
H3206
11/16" x 11/16"
8', 10', 12'



325 - Quarter
H325
1" x 1"
RL



3212 - Half
H3212
3/4"
8', 10', 12'




3288 - Base Shoe
H3288
7/16" x 11/16"
8', 10', 12'

Corners & Coves




3282 - OS Corner

H3282
11/16" x 11/16"
8', 10', 12'



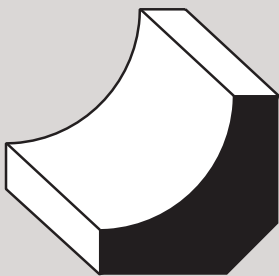
3280 - OS Corner

H3280
1-1/16" x 1-1/16"
8', 10', 12'



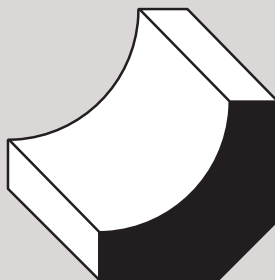
204 - OS Corner

H204
1-1/4" x 1-1/4"
8', 10', 12'



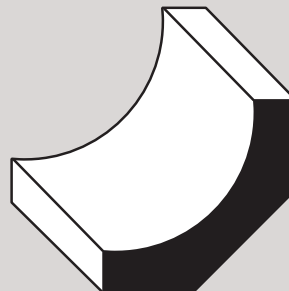
3260 - Cove

H3260
1/2" x 1/2"
8', 10', 12'



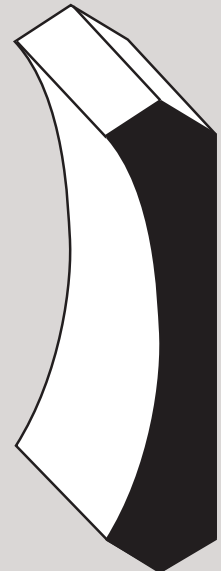
3264 - Cove

H3264
11/16" x 11/16"
8', 10', 12'



334 - Cove

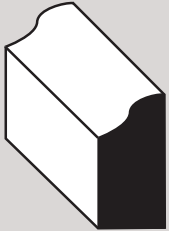
H334
1-1/2" x 1-1/2"
even lengths 6' - 16' and 7'



305 - Cove

H305
5/8" x 2-5/8"
RL

Bullnose & Squares



417 - OG Stops

H417
3/8" x 3/4"
RL




418 - OG Stops

H418
7/16" x 1-1/8"
RL



419 - OG Stops

H419
7/16" x 1-5/16"
RL



420 - OG Stops

H420
7/16" x 1-5/8"
RL




1050 - Moulded Batten

H1050
3/8" x 1-5/16"
RL




936 - Colonial OG

H936
3/8" x 1-3/8"
7', 8', 10', 12'



3516 - Square

H3516
11/16" x 11/16"
6', 8', 10', 12'



3517 - Square

H3517
1-1/16" x 1-1/16"
6', 8', 10', 12'

Bullnose & Squares



869 - Bullnose Stop

H869
7/16" x 1-1/16"
7', 8', 10', 12'



866 - Bullnose Stop

H866
7/16" x 1-5/16"
7', 8', 10', 12', 16'



865 - Bullnose Stop

H865
7/16" x 1-1/2"
7', 8', 10', 12'



413 - Bullnose Stop

H413
7/16" x 1-5/8"
RL




3428 - Parting Strip

H3428
7/16" x 11/16"
8', 10', 12'



3274 - Screen Flat

H3274
1/4" x 3/4"
8', 10', 12'



425 - Garage Door Stop

H425
9/16" x 2-1/4"
RL

Miscellaneous



268 - Lattice

H268
1/4" x 1-1/8"
8', 10', 12'



267 - Lattice

H267
1/4" x 1-3/8"
8', 10', 12'




266 - Lattice

H266
1/4" x 1-5/8"
8', 10', 12'



264 - Lattice

H264
1/4" x 2-1/4"
8', 10', 12'



1010 - Picture Mould

H1010
11/16" x 1-5/8"
even lengths 8' - 16'




292 - Wainscot Cap

H292
9/16" x 1-1/8"
8', 10', 12'



703 - Floor Cap


H703
1/2" x 3/4"
RL



705 - Panel Cap

H705
3/4" x 1-1/8"
RL

Jambs



Single Rabbeted Kerfed

JKH49
4-9/16"
Raw Hemlock
Legs, Heads & Fire Sets

Single Rabbeted Kerfed

JKH514
5-1/4"
Raw Hemlock
Legs & Heads

Single Rabbeted Kerfed

JKH69
6-9/16"
Raw Hemlock
Legs, Heads & Fire Sets

Single Rabbeted Kerfed

JKH714
7-1/4"
Raw Hemlock
Legs & Heads




Double Rabbeted

JDH49
4-9/16"
Solid Hemlock



Applied Stop

FVA49774N
4-9/16"
Fir Veneer



Combination Jamb

JCH413
4-13/16"
Hemlock
Legs & Heads

Jambs




Combination Jamb

JCH514
5-1/4"
Hemlock
Legs



Combination Jamb

JCH69
6-9/16"
Hemlock
Legs



Combination Jamb

JCH714
7-1/4"
Hemlock
Legs


Service - Quality - Integrity



Primed Pine

Primed Fingerjoint Pine mouldings are great for those who plan on painting their millwork package, but still prefer to work with real wood. Our Fingerjoint Pine moulding program features pre-primed millwork for faster on-site finishing.


Base



618 - Moulded


P310618 •
1/2" x 5-1/4"
16'

▪ See page 61 for matching soft corners and accessories.



623 - Moulded

P310623 •
9/16" x 3-1/4"
8', 16'



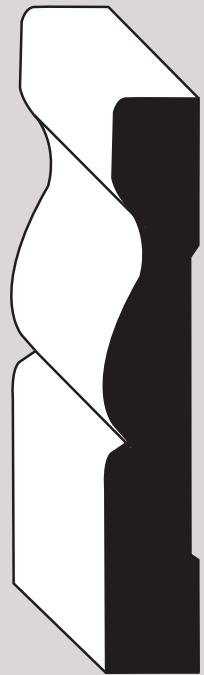
625 - Moulded

P310625
1/2" x 2-1/4"
16'



653 - Gingerbread

P310653
3/8" x 3-1/4"
8, 16'



208 - Base

P310208
9/16" x 3-1/4"
16'

Primed Pine

Casing



3005 - Beaded

P323005
1/2" x 1-9/16"
7', 10', 14'



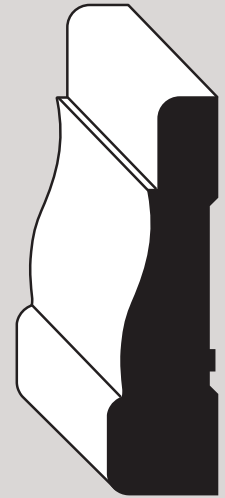
3000 - Bevel

P323000
1/2" x 1-9/16"
7', 10', 14'




3002 - Bevel

P323002
1/2" x 2-1/4"
7', 10', 14'



356 - Colonial

P320356 ♦ ▪
5/8" x 2-1/4"
7', 10', 14', 16'



444 - Colonial

P320444A ▪
5/8" x 3-1/8"
16'



190 - Traditional

P320190
5/8" x 2-1/2"
16'



200 - Victorian

P320200
5/8" x 3-1/2"
16'



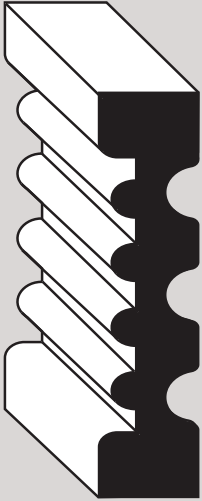
1208 - Beaded

P321208
11/16" x 2-1/2"
7', 14'

▪ See page 61 for matching soft corners and accessories.


♦ Available in sets

Casing



109 - Traditional

P320109
9/16" x 2-1/4"
16'




32 - Step

P320032
5/8" x 2-1/4"
14'



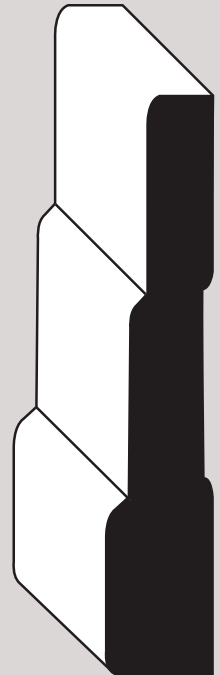
140 - Moulded

P320140
5/8" x 2-1/2"
16'



107 - Flute & Reed


P320107
11/16" x 3-1/4"
16'



34 - Step

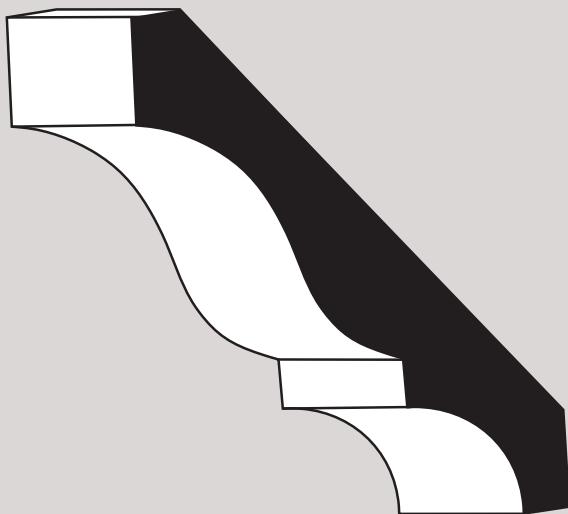
P320034
5/8" x 3-1/4"
16'

Crown



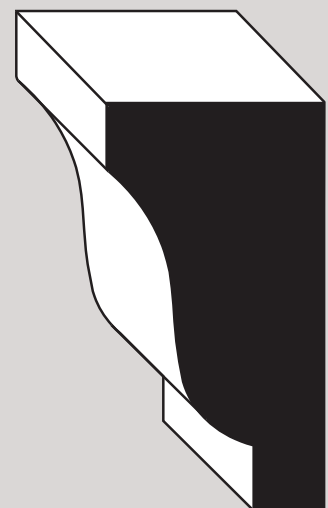
47 - Crown

P340047
5/8" x 4-3/4"
16'



49 - Crown

P330049
9/16" x 3-5/8"
16'



248 - Crown

P333248
1-1/4" x 2-1/4"
16'

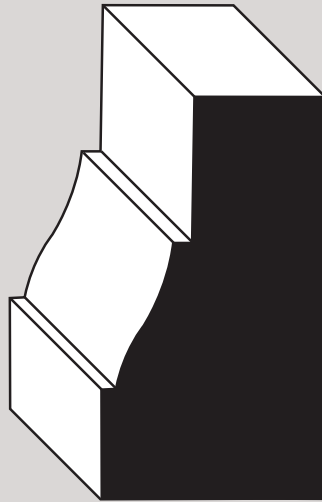
Primed Pine

Chair Rail, Hand Rail & Trim



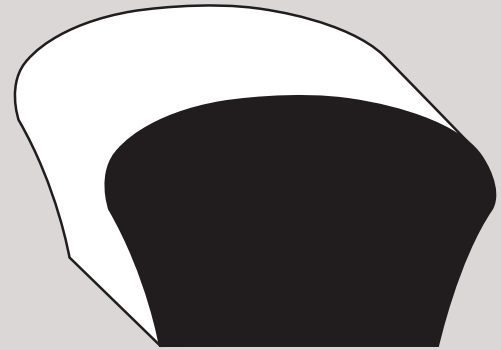
390 - Chair Rail

P330390
11/16" x 2-5/8"
10', 16'



442 - Shake Mould

P320442
1-1/4" x 2-1/4"
8', 10', 12', 18'




3507 - Hand Rail

P3403507
1-1/4" x 2-1/4"
18'



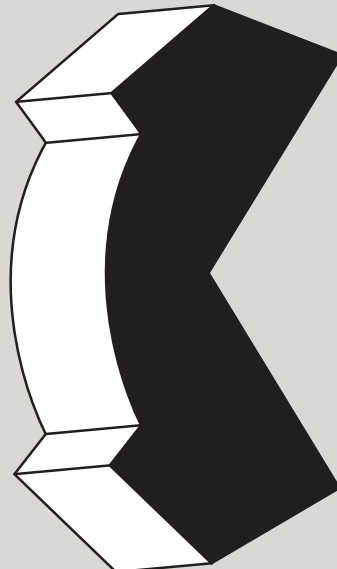
953 - Opening Trim

P350953
7/16" x 1-3/8"
8', 10', 12', 17'



352 - Corner

P340352
90 Degree
10', 18'



45 - Corner

P340045
45 Degree
10'

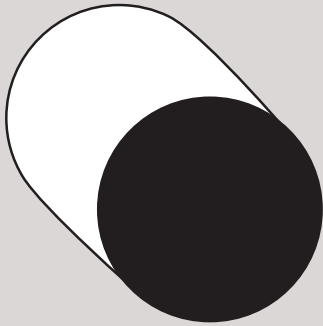


180 - Brickmould

P320180 ♦
1-1/4" x 2"
7', 8', 10', 12', 14', 18'
♦ Available in sets

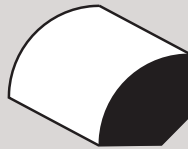
Primed Pine

Rounds, Corners & Coves




233 - Full

P141233
1-1/4" Diameter
RL




108 - Quarter

P340108
1/2" x 1/2"
8'




106 - Quarter

P340106
11/16" x 11/16"
8'




126 - Base Shoe

P310126
1/2" x 3/4"
16'



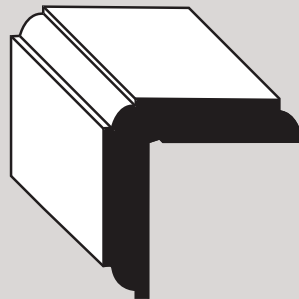
206 - OS Corner

P340206
3/4" x 3/4"
8'




205 - OS Corner

P340205
1-1/8" x 1-1/8"
8'



202 - OS Corner

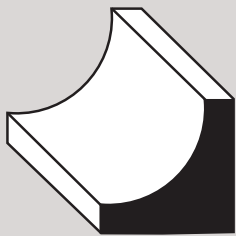
P340202
1-1/16" x 1-1/16"
8'



85 - Cove

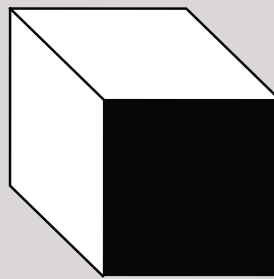
P340085
9/16" x 1-3/4"
8'

Coves, Bullnose & Squares



93 - Cove

P340093
3/4" x 3/4"
8'



360 - Square

P340360
3/4" x 3/4"
8', 16'



254 - Parting Strip

P340254
1/2" x 3/4"
8'




142 - Flat Screen

P340142
1/4" x 3/4"
8'



267 - Lattice


P340267
9/32" x 1-3/8"
8'



995 - Cant Strip

P190995 (Solid Pine)
3/4" x 3/4" (Not Primed)
8', 10', 12', 14, 16'

Jambs



Double Rabbeted

JDPF49P
4-9/16"
FJ Primed
Legs

Combination Jamb

JCFJ413P
4-13/16"
Primed Pine
Legs


Combination Jamb

JCFJ69P
6-9/16"
Primed Pine
Legs

Combination Jamb

JCFJ714P
7-1/4"
Primed Pine
Legs

Jambs



Applied Stop

PVA49774N
4-9/16"
Pine Veneer
Legs

Double Rabbeted

JDP49
4-9/16"
Solid Pine
Legs

Single Rabbeted Kerfed

JKPF49P
4-9/16"
Primed Pine
Legs, Heads & Fire Sets

Single Rabbeted Kerfed

JKPF69P
6-9/16"
Primed Pine
Legs, Heads & Fire Sets


Service - Quality - Integrity



Solid Oak


For a classic look, select OrePac's Solid Oak mouldings. Solid Oak is a very hard, stable wood, great for stain projects and to match up with your Oak cabinets.

Base & Casing




634 - Moulded

O110634
3/8" x 2-3/4"
8', 10', 12'



724 - Streamline

O110724
3/8" x 2-3/4"
8', 10', 12'



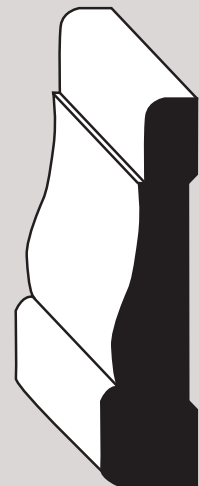
324B - Bevel

O120324B
1/2" x 1-9/16"
7', 8', 10', 12'



324 - Bevel

O120324
1/2" x 2"
7', 8', 10', 12'

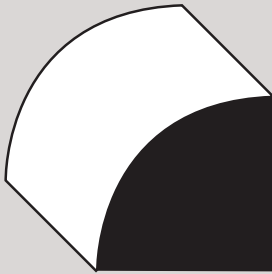


356 - Colonial

O120356
1/2" x 2-1/4"
7', 8', 10', 12'

Solid Oak

Rounds, Corners, Bullnose & Squares



105 - Quarter

O140105
3/4" x 3/4"
6', 8', 10', 12'




126 - Base Shoe

O110126
1/2" x 3/4"
8', 10', 12'



206 - OS Corner

O140206
3/4" x 3/4"
8', 10', 12'



205 - OS Corner

O140205
1-1/16" x 1-1/16"
8', 10', 12'




887 - Bullnose/Stop

O150887
3/8" x 1-1/4"
7', 8', 10'



142 - Flat Screen

O140142
1/4" x 3/4"
6' - 10'



239 - Square

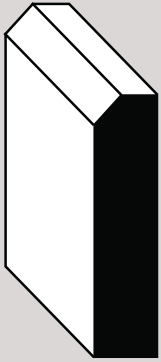
O160239
3/4" x 3/4"
8', 10', 12'



290 - Counter Trim

O193290
3/8" x 1-1/4"
8', 10', 12'

Trims & Miscellaneous



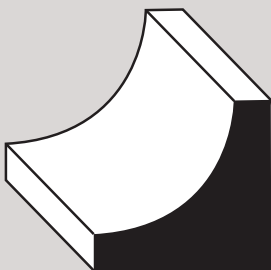
33 - Counter Trim

O190033
3/8" x 1-1/2"
8', 10', 12'




190 - Counter Trim

O193190
3/8" x 1-3/4"
8', 10', 12'



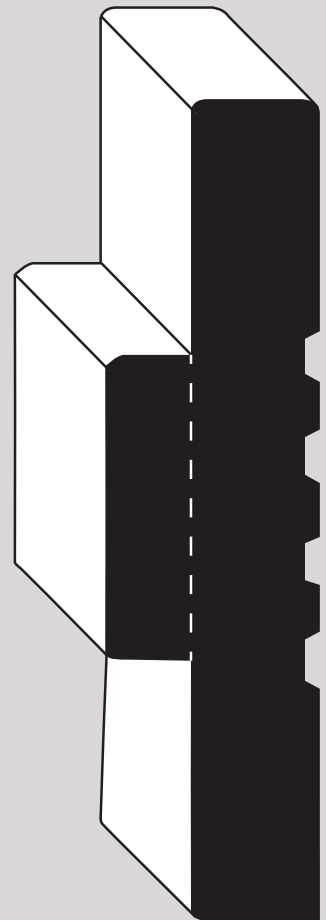
93 - Cove

O140093
3/4" x 3/4"
6', 8', 10', 12'



30 - Backsplash


O190030
5/8" x 3-1/2"
8', 10', 12'



Applied Stop

JAOV49
4-9/16"
Oak Veneer
Legs

Finish Lumber




Square Edge

O BD102
3/4" x 1-1/2"
6', 8', 10', 12'



Square Edge

O BD103
3/4" x 2-1/2"
6', 8', 10', 12'




Square Edge

O BD104
3/4" x 3-1/2"
6', 8', 10', 12'



Square Edge

O BD105
3/4" x 4-1/2"
6', 8', 10', 12'




Square Edge

O BD106
3/4" x 5-1/2"
6', 8', 10', 12'

Solid Oak

Finish Lumber

1 x 8



Square Edge

O BD108
3/4" x 7-1/4"
6', 8', 10', 12'


1 x 10



Square Edge

O BD110
3/4" x 9-1/4"
6', 8', 10', 12'
Profile shown at 85% size

1 x 12

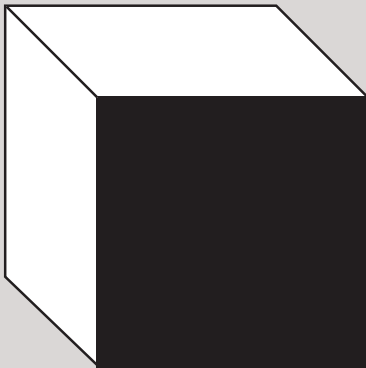


Square Edge

O BD112
3/4" x 11-1/4"
6', 8', 10', 12'
Profile shown at 70% size

Finish Lumber

2 x 2



Square Edge

O DI202
1-1/2" x 1-1/2"
8', 10', 12'

2 x 4



Square Edge

O DI204
1-1/2" x 3-1/2"
8', 10', 12'

2 x 6



Square Edge


O DI206
1-1/2" x 5-1/2"
8', 10', 12'



Knotty Alder


Create a rustic mountain look with Knotty Alder mouldings. OrePac manufactures its own Knotty Alder mouldings to ensure product quality and consistency. At OrePac, we run Premium Grade Knotty Alder moulding which provides a better finish and more usable wood. This saves you time and money on the job-site.

Choose Knotty Alder mouldings from OrePac for great quality and selection. We also have Knotty Alder doors to complete the room.




280 - Moulded

A110280K
1/2" x 3-1/4"
6' - 10'




620 - Moulded

A110620K
1/2" x 4-1/4"
6' - 10'




285 - Moulded

A110285K
1/2" x 5-1/4"
6' - 10'



473 - Bullnose

A110473K
9/16" x 3-9/16"
6' - 10'



496 - Bullnose


A110496K
9/16" x 5"
6' - 10'

Casing




472 - E2E Bullnose

A120472K
5/8" x 2-1/2"
6' - 10'



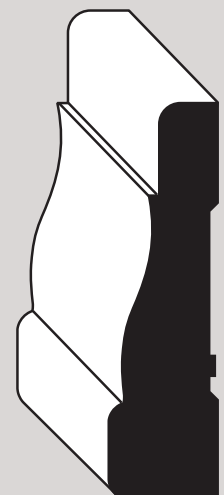
433 - E2E Bullnose

A120433K
11/16" x 3-1/4"
6' - 10'



495 - E2E Bullnose

A120495K
5/8" x 3-1/2"
6' - 10'




356 - Colonial

A120356K
11/16" x 2-1/4"
6' - 10'

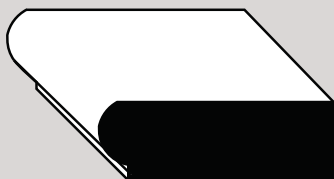
Knotty Alder

Crown, Trims & Miscellaneous



514 - Crown

A130514K
1-1/4" x 5-1/4"
10'



953 - Opening Trim

A150953S
7/16" x 1-5/16"
6' - 10'



180 - Brickmould

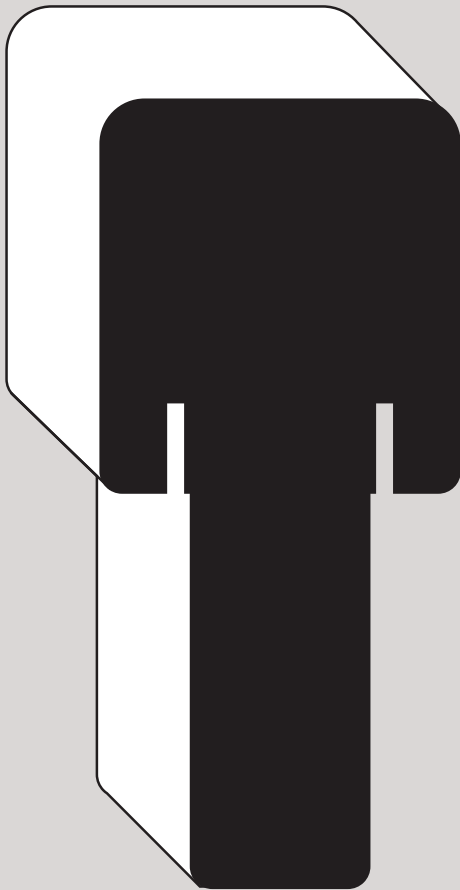
A120180S
1-1/4" x 2"
6' - 10'



705 - Panel Cap

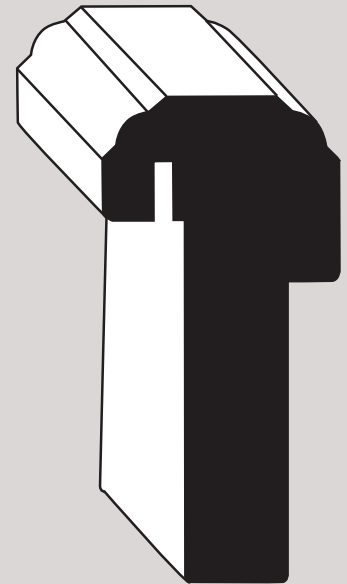
A140705K
3/4" x 1-1/8"
6' - 10'

Miscellaneous



Mullion

A1891438K9
1" x 4-3/8"
96"



Exterior Astragal

DFASTSKKA8
1-5/16"
8'



Interior Astragal

DFASTSKA8
1-3/8"
8'

Jambs



Double Rabbeted

JDKA49
4-9/16"
Legs



Combination Jamb

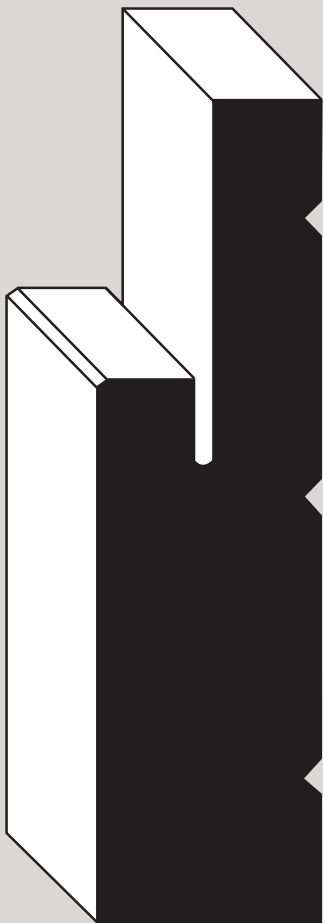
JCKA49
4-9/16"
Legs



Combination Jamb

JCKA69
6-9/16"
Legs

Jambs



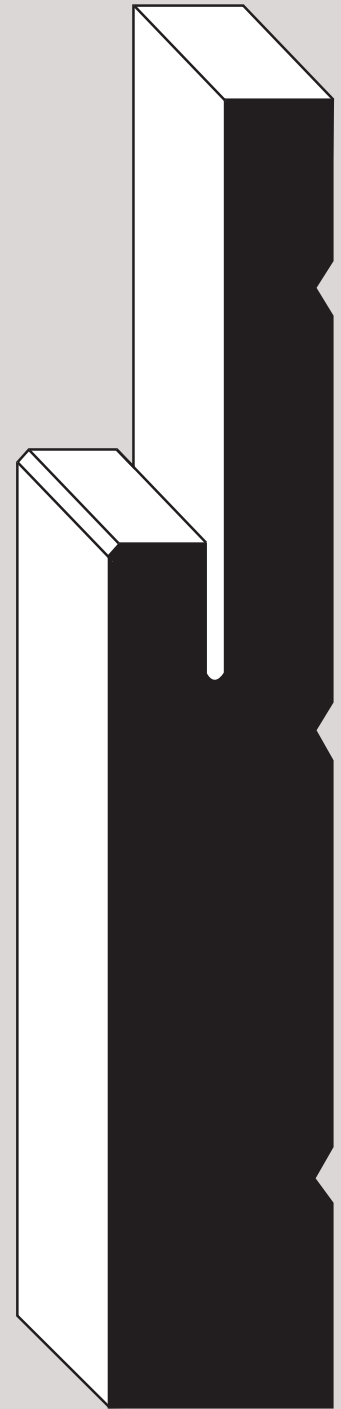
Single Rabbeted Kerfed

JKKA49
4-9/16"
Legs



Single Rabbeted Kerfed

JKKA69
6-9/16"
Legs




Single Rabbeted Kerfed

JKKA714
7-1/4"
Legs


Finish Lumber

1 x 3



S4S E2E
A163103K
3/4" x 2-1/2"
6' - 10' RL

1 x 4




S4S E2E
A163104K
3/4" x 3-1/2"
6' - 10' RL

1 x 5




S4S E2E
A163105K
3/4" x 4-1/2"
6' - 10' RL

1 x 6



S4S E2E
A163106K
3/4" x 5-1/2"
6' - 10' RL

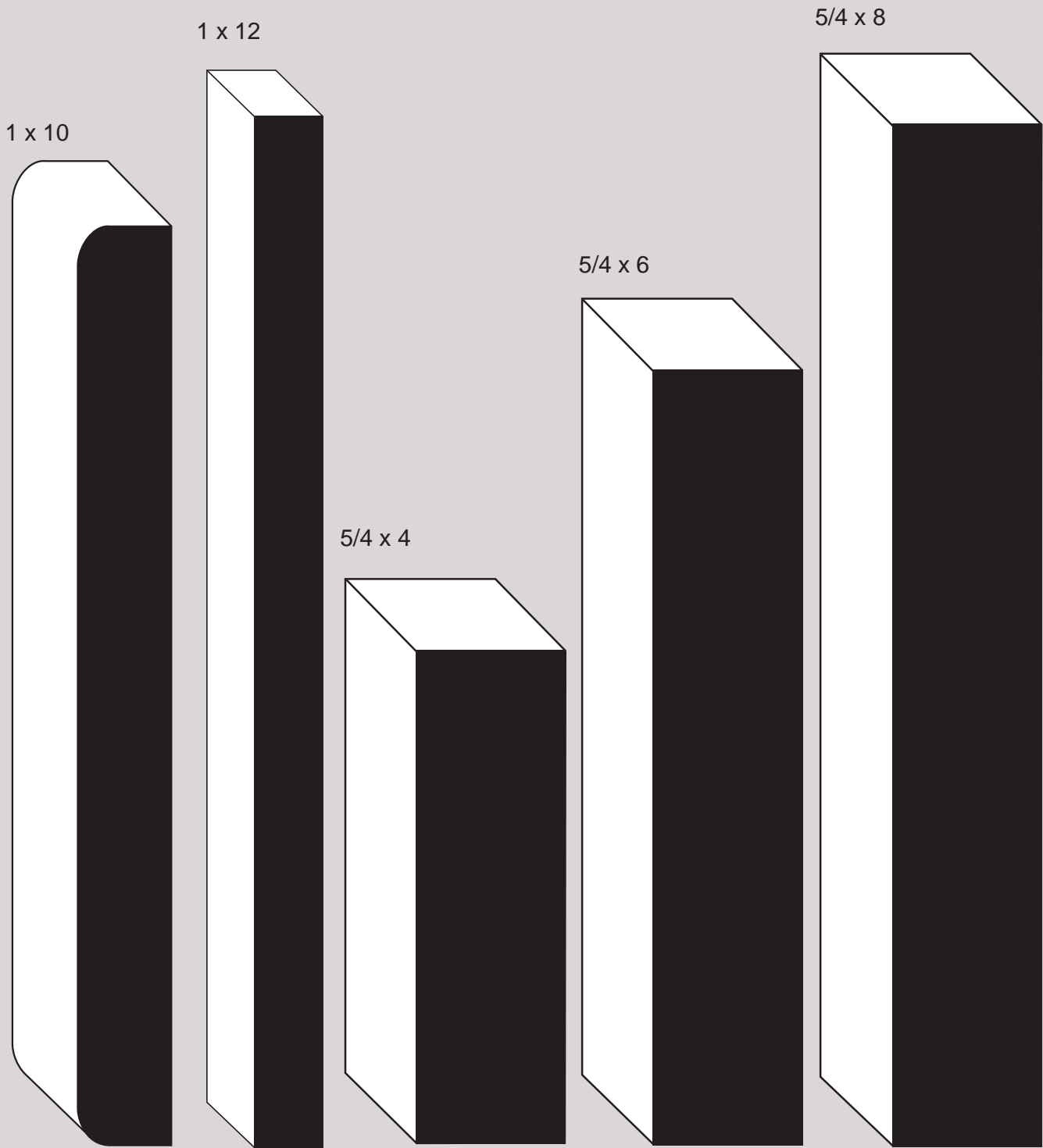
1 x 8



S4S E2E
A163108K
3/4" x 7-1/4"
6' - 10' RL
Edge glued

Knotty Alder

Finish Lumber



S4S E2E

A163110K
3/4" x 9-1/4"
6' - 16' RL

Profile shown at 90% size
Edge glued

S4S

A160112K
3/4" x 11-1/4"
6' - 16' RL

Profile shown at 65% size

S4S

A160544K
1-1/16" x 3-1/2"
6' - 10' RL

S4S

A160546K
1-1/16" x 5-1/2"
6' - 10' RL

S4S


A160548K
1-1/16" x 7-1/4"
6' - 10' RL

Miscellaneous



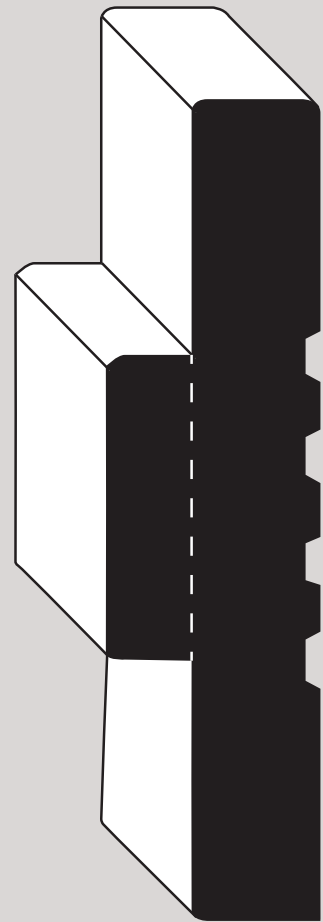
Applied Stop

CVA49774
4-9/16"
Cherry Veneer
Legs



Exterior Astragal


MV9013408
1-5/16"
Mahogany
8'



Applied Stop


JAM49
4-9/16"
Mahogany
Legs

Miscellaneous




206 - Hand Rail

C NCHRK206
2" x 6"
RL



45 - Corner

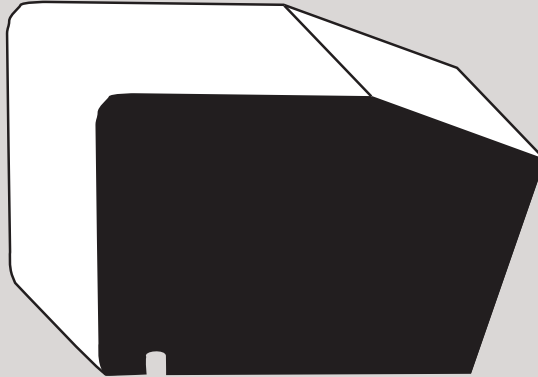
C M35245
45 Degree
10



352 - Corner

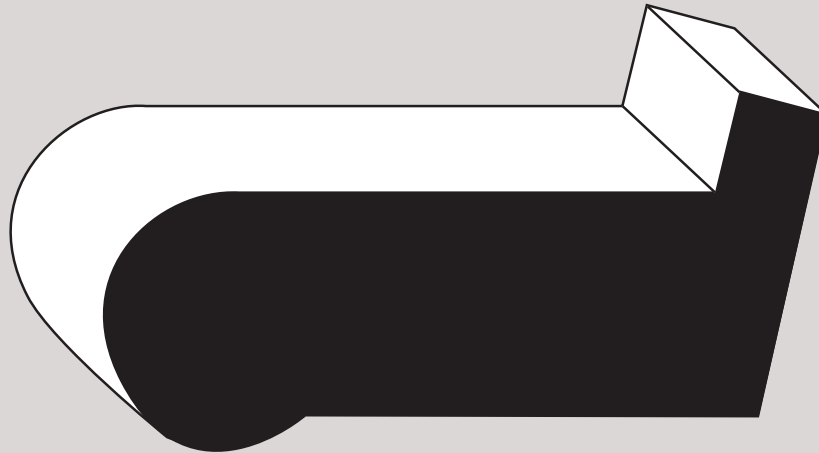
C M352 - Cedar
90 Degree
12'
C M352FJ - WRC FJ Primed
90 Degree
20'

Miscellaneous



203 - Window Sill

C FPS203 - WRC FJ Primed
2" x 3"
20'



1031 - Drip Cap/Water Table

C FJP10312 - Cedar FJ Primed
2" x 4"
20'

Soft Corners & Accessories



DESCRIPTION	SIZE	CORNER CODE	HEMLOCK CODE	PRIMED MDF CODE	FJ PRIMED PINE CODE
COL. CASING CORNER	356	5/8 x 2-1/4	HC356C58	H356WM	
BASE CORNERS WITH 3/4" RADIUS					
COLONIAL BASE	356	9/16 x 2-1/4	HCUM356P	F310356	
COLONIAL BASE	356	9/16 x 2-1/4	H356JS		P621356
COLONIAL BASE	356WM	5/8 x 2-1/4	HC356BOR	H356WM	
COLONIAL BASE	444	5/8 x 3-1/4	HC444BOR	H444	
COLONIAL BASE	444	9/16 x 3-1/8	HCUM444P	F320444	
COLONIAL BASE	444	5/8 x 3-1/8	HC444JS		P620444A
COLONIAL BASE	618	9/16 x 5-1/4	HCUM618P	F310618	
COLONIAL BASE	618	9/16 x 5-1/4	HC618JS		P610618
COLONIAL BASE	623	7/16 x 3-1/4	HC623BOR	H623	
COLONIAL BASE	623	1/2 x 3-1/4	HCUM623P	F310623	
COLONIAL BASE	623	9/16 x 3-1/4	HC623JS		P610623
COLONIAL BASE	625	7/16 x 2-1/4	HC625BOR	H625	
SIERRA BASE	215	1/2 x 3-1/8	HCUM215P	F310215	
SIERRA BASE	218	9/16 x 5-1/4	HCUM218P	F310218	
SIERRA BASE	714	9/16 x 7-1/4	HCUM714P	F310714	
STREAMLINE BASE	41	7/16 x 2-1/4	HC41BOR	H41	
#634 BASE	634	1/2 x 2-1/2	HCUM622P	F310634	

Plinth Block



Rosette Block



UNIVERSAL		
MDF ROSETTE SQ CRN	HCSCMDF2	2-3/4 x 2-3/4 x 3/4 PRIMED
MDF ROSETTE SQ CRN	HCSCMDF3	3-1/2 x 3-1/2 x 3/4 PRIMED
CLASSIC WHITE MDF ROSETTE CRN	DCR212CW	3/4 x 2-1/2 EASED EDGE
CLASSIC WHITE MDF ROSETTE CRN	DCR312CW	3/4 x 3-1/2 EASED EDGE
MDF PLINTH BLOCK	HCPBMDFP	3-1/2 x 6-1/2 PRIMED
PLINTH BLOCK	HCPB	3-1/2 x 6-1/2 x 3/4 ALDER
PLINTH BLOCK	HCPBS	2-1/2 x 4 ALDER
CLASSIC WHITE MDF PLINTH BLOCK	DCPB212CW	3/4 x 2-1/2 x 4
CLASSIC WHITE MDF PLINTH BLOCK	DCPB312CW	3/4 x 3-1/2 x 6
ROSETTE SQ CSG CRN	HCSCSGS	2-3/4 x 2-3/4 x 3/4 ALDER
ROSETTE SQ CSG CRN	HCSCSG	3-1/2 x 3-1/2 x 3/4 ALDER
FLUTED ROSETTE	HC101R	3-1/2 x 3-1/2 ALDER
FLUTED ROSETTE	HC109R	2-1/2 x 2-1/2 ALDER

INSIDE / OUTSIDE CORNERS		
UNIV BASE ISC	HCUBI	7-1/4 HEMLOCK
UNIV BASE OSC	HCUBO	7-1/4 HEMLOCK
UNIV BASE OSC RAD	HCUBOR	7-1/4 HEMLOCK
UNIV BASE ISC	HC388UISC	7-1/4 ALDER
UNIV BASE OSC	HC389UOSC	7-1/4 ALDER

Service - Quality - Integrity

Light MDF, Hemlock, FJ Pine

Finish Lumber

Primed Light MDF

Size	Lengths	Code
1/2 x 3-1/2	16'	F360124
1/2 x 5-1/2	16'	F360126
1/2 x 7-1/4	16'	F360128
11/16 x 1-1/2	8', 10', 12', 16'	F360102
11/16 x 2-1/2	8', 10', 12', 16'	F360103
11/16 x 3-1/2	8', 10', 12', 16'	F360104
11/16 x 4-9/16	8', 10', 12', 16'	F360105

Size	Lengths	Code
11/16 x 5-1/2	8', 10', 12', 16'	F360106
11/16 x 6-9/16	8', 16'	F360107
11/16 x 7-1/4	8', 10', 12', 16'	F360108
11/16 x 9-1/4	8', 10', 12', 16'	F360110
11/16 x 11-1/4	8', 10', 12', 16'	F360112
1 x 3-1/2	16'	F360544
1 x 5-1/2	16'	F360546
1 x 7-1/4	16'	F360548

Hemlock

VG S4S - C Btr

Size	Code	Size	Code
1 x 2	HBCVG102	1 x 6	HBCVG106
1 x 3	HBCVG103	1 x 8	HBCVG108
1 x 4	HBCVG104	1 x 10	HBCVG110
1 x 5	HBCVG105	1 x 12	HBCVG112

MGS4S - C Btr Mix Grain

Size	Code	Size	Code
1 x 2	HBCB102	1 x 8	HBCB108
1 x 3	HBCB103	1 x 10	HBCB110
1 x 4	HBCB104	1 x 12	HBCB112
1 x 5	HBCB105	1/2 x 4	HBCB.504
1 x 6	HBCB106	1/2 x 6	HBCB.506

S4S Boards: VG Fir

C Btr Vertical Grain

Size	Code	Size	Code
1 x 2	FVGC102	2 X 3	FVGC203
1 x 3	FVGC103	2 X 4	FVGC204
1 x 4	FVGC104	2 X 6	FVGC206
1 x 5	FVGC105	2 X 8	FVGC208
1 x 6	FVGC106	2 X 10	FVGC210
1 x 8	FVGC108	2 X 12	FVGC212
1 x 10	FVGC110		
1 x 12	FVGC112		

C Btr Vertical Grain

Size	Code	Size	Code
1/2 X 4	FVGC.504	5/4 X 4	FVGC5404
1/2 X 6	FVGC.506	5/4 X 6	FVGC5406
1/2 X 8	FVGC.508	5/4 X 8	FVGC5408

C Btr Mix Grain

Size	Code
2 x 2	FMGC202
4 x 4	FMGC404

T & G Flooring

Size	Code
1 x 4	FVGTG104

#2 Pacific Premium Pine

Size	Lengths	Code
1 x 4	8' thru 16'	P PB2104
1 x 6	8' thru 16'	P PB2106
1 x 8	8' thru 16'	P PB2108
1 x 10	8' thru 16'	P PB2110
1 x 12	8' thru 16'	P PB2112

Sort & regrade #2 good two faces

FJ Primed Pine

Size	Lengths	Code
1 x 2	16'	P36310216
1 x 3	16'	P36310316
1 x 4	16'	P36310416
1 x 5	16'	P36310516
1 x 6	16'	P36310616
1 x 8	16'	P36310816
1 x 10	16'	P36311016
1 x 12	16'	P36311216

Square edge

Index

Profile #	Size	Profile	Page	Specie	Profile #	Size	Profile	Page	Specie
002	5/8" x 2-1/4"		7	Primed MDF	110D	9/16" x 1-1/2"		20	Hemlock
003	11/16" x 3-1/4"		7	Primed MDF		1/2" x 3/4"		38	Primed Pine
19	9/16" x 2-1/4"		7	Primed MDF	126	1/2" x 3/4"		44	Solid Oak
	1/2" x 2-1/4"		20	Hemlock	130	9/16" x 2-1/4"		18	Hemlock
30	5/8" x 3-1/2"		45	Solid Oak	140	5/8" x 2-1/2"		20	Hemlock
32	5/8" x 2-1/4"		35	Primed Pine		5/8" x 2-1/2"		35	Primed Pine
33	3/8" x 1-1/2"		45	Solid Oak	142	1/4" x 3/4"		39	Primed Pine
34	5/8" x 3-1/4"		35	Primed Pine		1/4" x 3/4"		44	Solid Oak
41	7/16" x 2-1/4"		17	Hemlock	150	5/8" x 3-1/4"		19	Hemlock
45	45 Degree		37	Primed Pine	158	9/16" x 1-9/16"		6	Primed MDF
	45 Degree		59	Cedar	163	11/16" x 1-3/8"		11	Primed MDF
46	9/16" x 5-1/4"		9	Primed MDF	175VG	7/16" x 2-1/4"		18	Hemlock
47	5/8" x 4-3/4"		36	Primed Pine		1-3/16" x 2"		23	Hemlock
48	9/16" x 4-1/4"		9	Primed MDF	180	1-1/4" x 2"		37	Primed Pine
	1/2" x 4-1/4"		21	Hemlock		1-1/4" x 2"		52	Knotty Alder
49	9/16" x 3-5/8"		9	Primed MDF		1-1/4" x 2"		58	Cherry
	9/16" x 3-5/8"		36	Primed Pine	190	11/16" x 2-1/4"		20	Hemlock
50	1/2" x 3-7/16"		21	Hemlock		5/8" x 2-1/2"		34	Primed Pine
54	1/2" x 2-1/4"		21	Hemlock		3/8" x 1-3/4"		45	Solid Oak
72	3/4" x 3"		5	Primed MDF	200	5/8" x 3-1/2"		34	Primed Pine
75	1/2" x 1-5/8"		21	Hemlock	202	1-1/16" x 1-1/16"		38	Primed Pine
85	9/16" x 1-3/4"		38	Primed Pine	203	2" x 3"		60	Cedar
93	3/4" x 3/4"		39	Primed Pine	204	1-1/4" x 1-1/4"		25	Hemlock
	3/4" x 3/4"		45	Solid Oak	205	1-1/8" x 1-1/8"		38	Primed Pine
100D	9/16" x 1-1/2"		18	Hemlock	205	1-1/16" x 1-1/16"		44	Solid Oak
102D	9/16" x 2-1/4"		20	Hemlock	206	3/4" x 3/4"		38	Primed Pine
107	11/16" x 3-1/4"		35	Primed Pine	206	3/4" x 3/4"		44	Solid Oak
109	9/16" x 2-1/4"		35	Primed Pine	206	2" x 6"		59	Cedar

Index

Profile #	Size	Profile	Page	Specie
208	9/16" x 3-1/4"		33	Primed Pine
210	3/8" x 1-1/2"		16	Hemlock
214	9/16" x 2-1/4"		6	Primed MDF
215	1/2" x 3-1/8"		4	Primed MDF
218	9/16" x 5-1/4"		4	Primed MDF
230	5/8" x 2-1/4"		16	Hemlock
231	1-7/16" x 1-5/8"		22	Hemlock
233	9/16" x 3-1/4"		7	Primed MDF
233	1-1/4"		38	Primed Pine
234	9/16" x 5-1/2"		2	Primed MDF
239	3/4" x 3/4"		44	Solid Oak
240	3/8" x 2-1/4"		17	Hemlock
243	1/2" x 4-1/4"		3	Primed MDF
248	1-1/4" x 2-1/4"		36	Primed Pine
254	1/2" x 3/4"		39	Primed Pine
260	3/8" x 3-1/4"		16	Hemlock
261	1/2" x 3-1/4"		4	Primed MDF
264	1/4" x 2-1/4"		28	Hemlock
266	1/4" x 1-5/8"		28	Hemlock
267	1/4" x 1-3/8"		28	Hemlock
267	9/32" x 1-3/8"		39	Primed Pine
268	1/4" x 1-1/8"		28	Hemlock
280	1/2" x 3-1/4"		50	Knotty Alder
285	1/2" x 5-1/4"		50	Knotty Alder
290	3/8" x 1-1/4"		44	Solid Oak
292	9/16" x 1-1/8"		28	Hemlock
297	11/16" x 3"		11	Primed MDF
300	3/4" x 2"		11	Primed MDF

Profile #	Size	Profile	Page	Specie
305	5/8" x 2-5/8"		25	Hemlock
312	5/8" x 3"		7	Primed MDF
324	1/2" x 2"		43	Solid Oak
324B	1/2" x 1-9/16"		43	Solid Oak
325	1" x 1"		24	Hemlock
326	9/16" x 3-3/8"		2	Primed MDF
329	1-1/4" x 6-5/16"		10	Primed MDF
334	1-1/2" x 1-1/2"		25	Hemlock
338	1" x 3-1/4"		8	Primed MDF
352	90 Degree		37	Primed Pine
352	90 Degree		59	Cedar
356	9/16" x 2-1/4"		7	Primed MDF
	5/8" x 2-1/4"		19	Hemlock
	5/8" x 2-1/4"		34	Primed Pine
	1/2" x 2-1/4"		43	Solid Oak
	11/16" x 2-1/4"		51	Knotty Alder
360	3/4" x 3/4"		39	Primed Pine
388	11/16" x 3-1/4"		6	Primed MDF
390	5/8" x 2-7/16"		22	Hemlock
390	11/16" x 2-5/8"		37	Primed Pine
410	11/16" x 2-1/4"		5	Primed MDF
412	5/8" x 4-1/4"		2	Primed MDF
412	9/16" x 4-1/2"		3	Primed MDF
412	5/8" x 4-1/2"		10	Primed MDF
413	7/16" x 1-5/8"		27	Hemlock
417	3/8" x 3/4"		26	Hemlock
418	7/16" x 1-1/8"		26	H418

Index

Profile #	Size	Profile	Page	Specie	Profile #	Size	Profile	Page	Specie
419	7/16" x 1-5/16"		26	H419					
420	7/16" x 1-5/8"		26	H420					
425	9/16" x 2-1/4"		27	Hemlock					
433	11/16" x 3-1/4"		51	Knotty Alder					
433	9/16" x 3-1/4"		6	Primed MDF					
440	5/8" x 1-1/2"		22	Hemlock					
442	1-1/4" x 2-1/4"		23	Hemlock					
	1-1/4" x 2-1/4"		37	Primed Pine					
444	9/16" x 3-1/8"		8	Primed MDF					
	5/8" x 3-1/4"		20	Hemlock					
	5/8" x 3-1/8"		34	Primed Pine					
472VG	5/8" x 2-1/4"		18	Hemlock					
472	5/8" x 2-1/2"		51	Knotty Alder					
473	9/16" x 2-1/4"		6	Primed MDF					
473	9/16" x 3-3/8"		17	VG Hemlock					
473	1" x 4"		50	Knotty Alder					
495	11/16" x 3-1/2"		6	Primed MDF					
495VG	5/8" x 3-1/4"		18	VG Hemlock					
495	11/16" x 3-1/2"		51	Knotty Alder					
496	9/16" x 5-3/8"		17	VG Hemlock					
496	9/16" x 5"		50	Knotty Alder					
514	1-1/4" x 5-1/4"		52	Knotty Alder					
535	3/4" x 3-1/2"		7	Primed MDF					
	3/4" x 3-1/2"		19	Hemlock					
545	5/8" x 5"		2	Primed MDF					
	5/8" x 5"		16	Hemlock					
	9/16" x 5-1/4"		3	Primed MDF	618				
	1/2" x 5-1/4"		16	Hemlock					
	1/2" x 5-1/4"		33	Primed Pine					
620	1/2" x 4-1/4"		50	Knotty Alder					
	1/2" x 3-1/4"		4	Primed MDF					
623	1/2" x 3-1/4"		16	Hemlock					
	9/16" x 3-1/4"		33	Primed Pine					
625	7/16" x 2-1/4"		16	Hemlock					
	1/2" x 2-1/4"		33	Primed Pine					
634	3/8" x 2-3/4"		43	Solid Oak					
653	3/8" x 3-1/4"		16	Hemlock					
	3/8" x 3-1/4"		33	Primed Pine					
696	11/16" x 6-9/16"		11	Primed MDF					
703	1/2" x 3/4"		28	Hemlock					
705	3/4" x 1-1/8"		28	Hemlock					
	3/4" 1-1/8"		52	Knotty Alder					
714	9/16" x 7-1/4"		4	Primed MDF					
724	3/8" x 2-3/4"		43	Solid Oak					
865	7/16" x 1-1/2"		27	Hemlock					
866	7/16" x 1-5/16"		27	Hemlock					
869	7/16" x 1-1/16"		27	Hemlock					
887	3/8" x 1-1/4"		44	Solid Oak					
908	9/16" x 3-1/4"		8	Primed MDF					
911D	1-1/4" x 2-1/4"		22	Hemlock					
320	1-1/2" x 2-1/4"		10	Primed MDF					
936	3/8" x 1-3/8"		26	Hemlock					

Index

Profile #	Size	Profile	Page	Specie
953	9/16" x 1-5/16"		11	Primed MDF
953WM	7/16" x 1-5/16"		22	Hemlock
953	7/16" x 1-3/8"		37	Primed Pine
953	7/16" x 1-5/16"		52	Knotty Alder
954	1-1/8"		23	Hemlock
995	3/4" x 3/4"		39	Primed Pine
1000F	5/8" x 3-3/8"		8	Primed MDF
1001	11/16" x 3-1/4"		20	Hemlock
1010	11/16" x 1-5/8"		28	Hemlock
1020	3/4" x 1-1/16"		23	Hemlock
1021	1-1/16" x 1-1/16"		23	Hemlock
1031	1-3/8" x 3"		23	Hemlock
	2" x 4"		60	Cedar
1050	3/8" x 1-5/16"		26	Hemlock
1208	11/16" x 2-1/2"		20	Hemlock
	11/16" x 2-1/2"		34	Primed Pine
3000	1/2" x 1-9/16"		34	Primed Pine
3002	1/2" x 2-1/4"		18	Hemlock
	1/2" x 2-1/4"		34	Primed Pine
3005	1/2" x 1-1/2"		18	Hemlock
	1/2" x 1-9/16"		34	Primed Pine
3014	7/16" x 2-1/4"		19	Hemlock
3102	7/16" x 2-1/4"		17	Hemlock
3200	1/4" x 1/4"		24	Hemlock
3201	3/8" x 3/8"		24	Hemlock
3202	1/2" x 1/2"		24	Hemlock
3206	11/16" x 11/16"		24	Hemlock
3212	3/4"		24	Hemlock

Profile #	Size	Profile	Page	Specie
3224	1-1/16"		24	Hemlock
3226	1-5/16"		24	Hemlock
3228	1-1/2"		24	Hemlock
3242	1/2" x 11/16"		21	Hemlock
3260	1/2" x 1/2"		25	Hemlock
3264	11/16" x 11/16"		25	Hemlock
3274	1/4" x 3/4"		27	Hemlock
3280	1-1/16" x 1-1/16"		25	Hemlock
3282	11/16" x 11/16"		25	Hemlock
3288	7/16" x 11/16"		24	Hemlock
3428	7/16" x 11/16"		27	Hemlock
3507	1-1/4" x 2-1/4"		23	Hemlock
3507	1-1/4" x 2-1/4"		37	Primed Pine
3516	11/16" x 11/16"		26	Hemlock
3517	1-1/16" x 1-1/16"		26	Hemlock
RB3	1-3/16" x 3-3/4"		5	Primed MDF
5000	1-3/16" x 3-3/4"		19	Hemlock
5020	1-1/8" x 5-1/4"		5	Primed MDF
5020A	1-1/8" x 5-1/4"		19	Hemlock
6688	9/16" x 6-1/4"		3	Primed MDF

Index

Profile #	Size	Profile	Page	Specie	Profile #	Size	Profile	Page	Specie
4-9/16"			29	Hemlock	7-1/4"			29	Hemlock
4-9/16"			30	Hemlock	7-1/4"			40	Primed Pine
4-9/16"			30	Hemlock	7-1/4"			55	Knotty Alder
4-9/16"			40	Primed Pine				53	Knotty Alder
4-9/16"			41	Primed Pine				53	Knotty Alder
4-9/16"			41	Primed Pine				58	Mahogany
4-9/16"			41	Primed Pine				53	Knotty Alder
4-9/16"			42	Solid Oak				58	Mahogany
4-9/16"			54	Knotty Alder				53	Knotty Alder
4-9/16"			54	Knotty Alder					
4-9/16"			55	Knotty Alder					
4-9/16"			58	Cherry					
4-9/16"			58	Mahogany					
4-13/16"			30	Hemlock					
4-13/16"			40	Primed Pine					
5-1/4"			29	Hemlock					
5-1/4"			31	Hemlock					
6-9/16"			31	Hemlock					
6-9/16"			54	Knotty Alder					
6-9/16"			58	Cherry					
6-9/16"			29	Hemlock					
6-9/16"			41	Primed Pine					
6-9/16"			40	Primed Pine					
6-9/16"			55	Knotty Alder					
7-1/4"			31	Hemlock					



9213 51st Avenue SW • Tacoma, WA 98499
Phone: 253-582-9500 • Fax: 253-584-7014 • www.orepac.com



30160 SW OrePac Ave.
Wilsonville, OR 97070
503-682-5050

15120 E. Euclid
Spokane, WA 99216
509-892-5555

5500 Federal Way
Boise, ID 83716
208-345-0562

2401 E. Philadelphia
Ontario, CA 91761
909-627-4043

5050 Ironton Street
Denver, CO 80239
303-576-4500

4640 S. 5400 W.
West Valley City, UT 84120
801-963-7063

1411 S. 47th Ave., Suite 120
Phoenix, AZ 85043
602-272-4556

8185 Signal Court
Sacramento, CA 95824
916-381-8051