



# MONTANA FORGE

H A R D W A R E

Premium Bath Accessories & Locksets  
Pricing & Specification Guide  
May 1, 2022

# Table of Contents

Introducing Montana Forge	2
A Word About “Handing”	2
Bath Hardware	3
Handlesets	7
Handleset Interior Trims	13
Deadbolts	15
Deadbolt Passage Combinations	17
Levers	19
Knobs	21
Key Services, Cylinders	23
Latches	24
Strikes	25
Thick Door Kits	25
Loose Parts Packs	26
Lockset Parts: Rosettes, Turnpieces, Escutcheons	27
Lockset Parts: Knob & Lever Handles	29
Warranty Information	30

# Introducing Montana Forge

The Montana Forge story starts with a desire to build the highest quality custom door hardware while adhering to specific architectural themes. MT Forge handlesets, deadbolts and rosettes are currently available in “Mediterranean”, “Craftsman”, “Traditional”, and “Contemporary” theme designs. The knob and lever styles can then be mixed and matched to create your own personal expression to match the style of any decor.

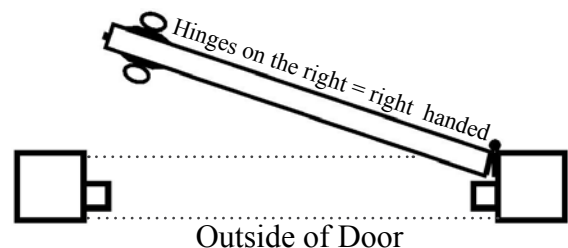
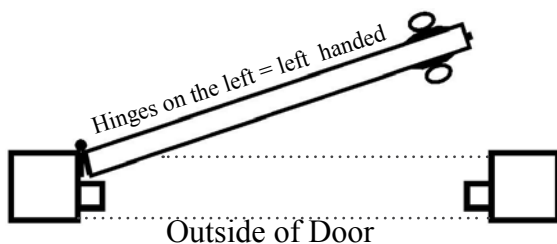
Montana Forge “premium bath hardware and residential locksets” are manufactured to the highest standards combining advanced luxury features with the finest materials and finishes available.

- MT Forge Handlesets are forged from solid brass. They have a unique nickel plated, heavy duty chassis that locks in solidly with the interior trim lever or knob.
- MT Forge knobs, levers and deadbolts are non-handed designs for active functions. They are solid metal cast & feature a unique nickel plated chassis giving a rock solid feel, concealed screws and “convenience latch” with 28 degree rotation for easy access.
- MT Forge products feature distinctive styling with advanced features including, solid brass cylinders, nickel plated bolts, concealed screws, all metal nickel plated chassis’s, screw-alignment adapters for easy installation, built in lock washers and premium finishes.
- MT Forge bath accessories are categorized by series and match the residential lockset rosettes.

## A Word About Handing MT FORGE Hardware

The following guidelines must be followed when ordering MT Forge locksets to ensure the proper handing. Note that “handing” is always determined when viewing the product from the outside of the door.

- **Bath Accessories:** All are non-handed designs.
- **Handlesets:** All are non-handed designs.
- **Handleset Interior Knob Trims:** All are non-handed designs.
- **Handleset Interior Lever Trims:** All are handed designs. Specify left or right hand when ordering.
- **Deadbolts:** All are non-handed designs.
- **Deadbolt / Knob or Lever Combinations:** All are non-handed designs.
- **Knobs:** All Passage, Privacy, 1/2 Dummy, and full dummy function knobs are non-handed.
- **Levers:** All Passage, Privacy and Full Dummy function levers are reversible and field handed. 1/2 Dummy function levers are handed. Specify left or right handed when ordering.







# Mediterranean Bath Accessories

Item	SKU #	Finish (specify)	List
Single Towel Bar - 18" or 24" available 	BTH-TBAR18-R1  OR  BTH-TBAR24-R1	BC, FG, PS, SS, TB	\$91.00  \$95.00
6-3/4" Towel Ring 	BTH-TRING-R1	BC, FG, PS, SS, TB	\$54.50
Double Robe Hook 	BTH-ROBE-R1	BC, FG, PS, SS, TB	\$32.50
Euro Tissue Holder 	BTH-TISSUE-R1	BC, FG, PS, SS, TB	\$52.50





- Montana Forge Bath Accessories are categorized by series and ordered by the rosette design (as designated by R1, R2, R3, R4 or R5).
- All bath accessories come complete with mounting plate and fasteners for mounting into wall studs or drywall.
- Tools required are an Allen Key (included) and a phillips screwdriver (not included).
- All bath accessories are individually packaged. Minimum order quantity is one (1).
- Finishes: BC-Black, FG-French Gold, PS-Polished Stainless, SS-Stain Stainless, TB-Tuscan Bronze.

# Craftsman Bath Accessories

Item	SKU #	Finish (specify)	List
Single Towel Bar - 18" or 24" available 	BTH-TBAR18-R2  OR  BTH-TBAR24-R2	BC, FG, PS, SS, TB	\$93.00  \$97.00
6-3/4" Towel Ring 	BTH-TRING-R2	BC, FG, PS, SS, TB	\$62.50
Single Robe Hook 	BTH-ROBE-R2	BC, FG, PS, SS, TB	\$36.00
Euro Tissue Holder 	BTH-TISSUE-R2	BC, FG, PS, SS, TB	\$52.50

- Montana Forge Bath Accessories are categorized by series and ordered by the rosette design (as designated by R1, R2, R3, R4 or R5).
- All bath accessories come complete with mounting plate and fasteners for mounting into wall studs or drywall.
- Tools required are an Allen Key (included) and a phillips screwdriver (not included).
- All bath accessories are individually packaged. Minimum order quantity is one (1).
- Finishes: BC-Black, FG-French Gold, PS-Polished Stainless, SS-Stain Stainless, TB-Tuscan Bronze.

# Traditional Bath Accessories

Item	SKU #	Finish (specify)	List
Single Towel Bar - 18" or 24" available 	BTH-TBAR18-R3  OR  BTH-TBAR24-R3	BC, FG, PS, SS, TB	\$93.00  \$97.00
6-3/4" Towel Ring 	BTH-TRING-R3	BC, FG, PS, SS, TB	\$62.50
Double Robe Hook 	BTH-ROBE-R3	BC, FG, PS, SS, TB	\$36.00
Euro Tissue Holder 	BTH-TISSUE-R3	BC, FG, PS, SS, TB	\$52.50

- Montana Forge Bath Accessories are categorized by series and ordered by the rosette design (as designated by R1, R2, R3, R4 or R5).
- All bath accessories come complete with mounting plate and fasteners for mounting into wall studs or drywall.
- Tools required are an Allen Key (included) and a phillips screwdriver (not included).
- All bath accessories are individually packaged. Minimum order quantity is one (1).
- Finishes: BC-Black, FG-French Gold, PS-Polished Stainless, SS-Stain Stainless, TB-Tuscan Bronze.

# Contemporary Bath Accessories

NOTE: Contemporary Bath Accessories are available with round (R4) or square (R5) rosettes.  
Please specify rosette style when ordering.

Item	SKU #	Finish (specify)	List
<p>Single Towel Bar - 18" or 24" available</p>  <p>Shown in R4 Round</p>	<p>BTH-TBAR18-R4 or R5</p> <p>OR</p> <p>BTH-TBAR24-R4 or R5</p>	<p>BC, FG, PS, SS, TB</p>	<p>\$93.00</p> <p>\$97.00</p>
<p>6-3/4" Towel Ring</p> 	<p>BTH-TRING-R4 or R5</p>	<p>BC, FG, PS, SS, TB</p>	<p>\$62.50</p>
<p>Single Robe Hook</p> 	<p>BTH-ROBE-R4 or R5</p>	<p>BC, FG, PS, SS, TB</p>	<p>\$36.00</p>
<p>Euro Tissue Holder</p>  <p>Shown in R5 square</p>	<p>BTH-TISSUE-R4 or R5</p>	<p>BC, FG, PS, SS, TB</p>	<p>\$52.50</p>

- Montana Forge Bath Accessories are categorized by series and ordered by the rosette design (as designated by R1, R2, R3, R4 or R5).
- All bath accessories come complete with mounting plate and fasteners for mounting into wall studs or drywall.
- Tools required are an Allen Key (included) and a phillips screwdriver (not included).
- All bath accessories are individually packaged. Minimum order quantity is one (1).
- Finishes: BC-Black, FG-French Gold, PS-Polished Stainless, SS-Stain Stainless, TB-Tuscan Bronze.

# Mediterranean Solid Brass Handlesets



H1

Shown with default 2-piece sectional Mediterranean interior trim. 1-piece escutcheon trim optional. Trim ordered separately with knob/lever choice on pages 13 & 14.



H2


Shown with default 1-piece escutcheon Mediterranean interior trim. Sectional trim optional. Trim ordered separately with knob/lever choice on pages 13 & 14.

SOLID FORGED BRASS HANDLESETS			Case Dimensions		
MEDITERRANEAN		Available Finishes BC, FG, PS, SS, TB	Qty	Lbs	LxWxH
H1-4610	Active	\$195.50 (not available in FG)	4	18	20 x 9.3 x 4
H1-4690	Dummy				
H2-4610	Active	\$215.50 (all finishes)		20	
H2-4690	Dummy				

BC - Black, FG - French Gold, PS - Polished Stainless, SS - Stain Stainless, TB - Tuscan Bronze



# Craftsman Solid Brass Handlesets



H5

Shown with default 2-piece sectional Craftsman interior trim. 1-piece escutcheon trim optional. Trim ordered separately with knob/lever choice on pages 13 & 14.



H6

Shown with default 1-piece escutcheon Craftsman interior trim. Sectional trim optional. Trim ordered separately with knob/lever choice on pages 13 & 14.

CRAFTSMAN		Available Finishes: BC, FG, PS, SS, TB	Case Dimensions		
H5-4610	Active	\$195.50 (not available in FG)	Qty	Lbs	LxWxH
H5-4690	Dummy				
H6-4610	Active	\$223.50 (all finishes)	4	18	
H6-4690	Dummy			20	

# Traditional Solid Brass Handlesets



H10



H11



Shown with default 1-piece escutcheon  
Traditional interior trim.  
Sectional trim optional.  
Trim ordered separately with knob/lever choice on pages 13 & 14.

SOLID FORGED BRASS HANDLESETS		Case Dimensions			
TRADITIONAL		Available Finishes: BC, FG, PS, SS, TB	Qty	Lbs	LxWxH
H10-4610	Active	\$224.50 (all finishes)	4	21	20 x 9.3 x 4
H10-4690	Dummy				
H11-4610	Active	\$255.50 (not available in FG)	4	24	
H11-4690	Dummy				

BC - Black, FG - French Gold, PS - Polished Stainless, SS - Stain Stainless, TB - Tuscan Bronze

# Contemporary Solid Brass Handlesets



H14



H15



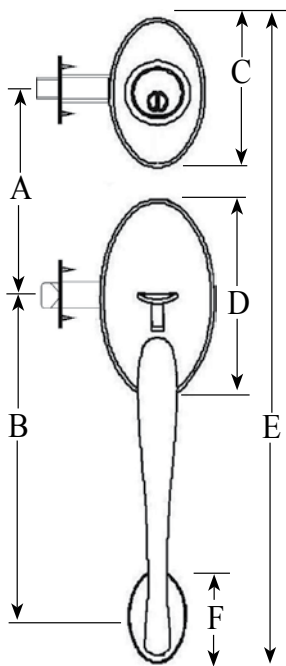
Shown with default 1-piece escutcheon Contemporary interior trim. Sectional trim optional. Trim ordered separately with knob/lever choice on pages 13 & 14.

SOLID FORGED BRASS HANDLESETS		Case Dimensions			
CONTEMPORARY		Available Finishes: BC, FG, PS, SS, TB	Qty	Lbs	LxWxH
H14-4610	Active	\$245.50 (all finishes)	4	20	20 x 9.3 x 4
H14-4690	Dummy				
H15-4610	Active	\$269.00 (not available in FG)		23	
H15-4690	Dummy				



# Handleset Specifications

MONTANA FORGE HANDLESET & TRIM SPECIFICATIONS	
Solid Forged Brass	
Latches	Round Corner Adjustable Latches Standard, Square Corner or Drive in Optional. All latches adjustable between 2-3/8" or 2-3/4" backset.
Strikes	Handle: Standard full lip 1/4" radius corner strike. Others available see page 25. Deadbolt: Standard 1-1/8" x 2-3/4" radius corner strike with security backer plate. Others available see page 25.
Cylinder	Solid brass, 5 pin KW1 std. "C" optional.
Door Prep	1" edge bores, 1"x 2-1/4" latch mortises std. 1" edge bores for RFL option. 2-1/8" cross bores either 2-3/8" or 2-3/4" backset. 5-1/2" hole spacing for thumb latch and deadbolt latch is standard for all handlesets and 1-piece escutcheon interior trims. Minimum 4" hole spacing for thumb latch and deadbolt latch for H1 and H5 sectional handlesets. Note only sectional handleset interior trim will fit non-standard latch to latch hole spacing options.
Thickness	Standard door thickness 1-3/4" to 2". Maximum door thickness 2-7/8". Door thickness must be specified when ordering. Handlesets will be configured for correct thickness if non-standard (see pages 25 & 26).
Handing	Non-handed designs.
Finishes	BC - Black, FG - French Gold, PS - Polished Stainless, SS - Stain Stainless, TB - Tuscan Bronze



Dimensions (in Inches)		H1	H2	H5	H6	H10	H11	H14	H15
A	Cross Bores on Center	5-1/2" all							
B	Plain Latch to Thru-bolt on Center	7-13/16" all							
C	Deadbolt Rose (H) " " (W)	3-1/2 2-1/2	n/a	3 2-1/2	n/a	n/a	n/a	n/a	n/a
D	Main Escutcheon (H) " " (W)	4-3/8 2-7/8	10-1/2 3	3-3/4 2-1/2	9-7/8 2-1/2	10-5/8 3-1/8	19-1/2 3-1/8	9-7/8 2-1/2	18.0 2.5
E	Overall Handleset (H)	16-1/2	17-3/4	16.0	17-1/4	17-1/4	19.5	16-5/8	18.0
F	Lower Rose (H) " " (W)	3.0 1-5/8	4-1/2 2-1/4	2-1/4 1-5/8	3-5/8 2-1/2	3-3/16 2-3/8	n/a	2-1/2 2-1/2	n/a

# HOW TO ORDER HANDLESETS

Ordering Montana Forge Handlesets is easy, just follow the steps below to ensure a proper fit for your doors.

- The Exterior handleset is ordered separately from the Interior trim. This allows you to choose any number of styles and finishes to suit your taste and facilitate easy split finish from exterior to interior.
  - Dummy Handlesets are configured by converting active interior assemblies to non-operable status. Simply specify model number 4690 and the correct components will be included with your handleset and interior assembly to ensure the dummy function. To convert an existing active handleset/handleset trim simply order part # PM-LPP23. See pages 25 & 26 for more details and options for thick doors etc.
1. Choose your Handleset style and finish (see pages 7 thru 10). Note that all 1/2 and full escutcheon handlesets are designed to fit doors with latch to latch bore spacing of 5-1/2". If the hole spacing is other than 5-1/2" choose a sectional handleset (H1 or H5). Note if selecting a dummy handleset, the handleset and the interior trim will be configured to be inoperable for stationary doors.
  2. Choose your interior trim rosette style and finish (see pages 13 and 14). "2-Piece sectional" handleset trims are standard for sectional handlesets H1 and H5 unless otherwise specified. 2-Piece handleset trims will fit all MT Forge handlesets. "1-piece escutcheon" handleset trims are standard for all 1/2 and full escutcheon MT Forge handlesets unless specified. 1-piece escutcheon trims will fit all MT Forge handlesets on doors with latch to latch bore spacing of 5-1/2". Sectional handleset trims must be chosen if latch to latch hole spacing is anything other than 5-1/2" (center to center bore). Choose your knob or lever style. If a lever is chosen the door handing must be specified. (see "handing section on page 2).
  3. Choose latch and strike options if non-standard. Standard is RCL (round corner) 2-3/8" backset unless specified. Square corner or round face (drive-in) and 2-3/4" backset available. (see pages 24 & 25 for options on latches and strikes, and page 11 for door preparation).
  4. Specify door thickness if other than standard thickness of 1-3/4" to 1-7/8". Maximum door thickness 2-7/8". Your handleset interior trim will be configured for correct thickness if non-standard (see pages 25 & 26).

Note: Concealed fasteners are standard with all MT Forge handlesets and interior trims.

# MT FORGE Sectional Interior Trims




## 2-PIECE SECTIONAL HANDLESET INTERIOR TRIMS

Handle	Rose	Function	Handing	Available Finishes: BC, FG, PS, SS, TB
Lever: L1 thru L7	R1, R2, R3, R4 or R5	4810	Specify Left or Right	\$121.50
Knob: K1 thru K4	R1, R2, R3, R4 or R5	4810	Non-Handed	

Note: Round corner latches are standard. Square corner or drive-in latches are optional at no upcharge.



Choose from any one of the 4 knob and 7 lever styles shown



# MT FORGE 1-Piece Escutcheon Interior Trims




## 1-PIECE ESCUTCHEON HANDLESET INTERIOR TRIMS

Handle	Rose	Function	Handing	Available Finishes: BC, FG, PS, SS, TB
Lever: L1 thru L7	R1, R2, R3 or R5	4910	Specify Left or Right	\$145.50
Knob: K1 thru K4	R1, R2, R3, or R5	4910	Non Handed	

Note: Round corner latches are standard. Square corner or drive-in latches are optional at no upcharge.

- “2-piece sectional” & “1-piece escutcheon” handleset trims are available for all MT Forge handlesets. Sectional trims must be chosen if latch to latch hole spacing is anything other than 5-1/2” (center to center bore).
- Choose any knob or lever shown on pages 13 or 14 to match the escutcheon styles shown above.
- When ordering first specify handle (knob or lever), then rose style, function, handing (if lever), and finish. E.g. L1-R1-4810-LH-SS = Lever style 1, Rose style Mediterranean, sectional interior assembly. For a left hand door, in Satin Stainless finish.
- For Dummy handlesets, active handleset trims are used, and made non-operable via a special kit included with the dummy handleset. Dummy conversion kits are available separately found on page 26.



**MONTANA FORGE**  
HARDWARE


# MT FORGE Deadbolts



Mediterranean  
D1



Craftsman  
D2



Traditional  
D3



Contemporary  
D4



Contemporary  
D5

MONTANA FORGE DEADBOLTS			
Deadbolt	Function	Description	Available Finishes: BC, FG, PS, SS, TB
D1	4410	Single cylinder	\$74.00
	4420	Double cylinder	\$90.00
D2	4410	Single cylinder	\$80.00
	4420	Double cylinder	\$96.00
D3	4410	Single cylinder	\$84.00
	4420	Double cylinder	\$101.50
D4	4410	Single cylinder	\$80.00
	4420	Double cylinder	\$96.50
D5	4410	Single cylinder	\$84.00
	4420	Double cylinder	\$101.50


Note: Round corner latches are standard. Square corner latches and or drive-in latches are optional at no upcharge.







**MONTANA FORGE**  
HARDWARE




# MT FORGE Deadbolt Specifications

DEADBOLT SPECIFICATIONS	
Latch	Round Corner Adjustable Latches Standard. Square Corner or Drive in Optional. All latches adjustable between 2-3/8" or 2-3/4" backset.
Strikes	2-3/4" x 1-1/8" round corner (RCS) with security backer plate standard. Others available (see below).
Cylinder	Solid brass, 5 pin KW1 std. Schlage "C" optional.
Door Prep	1" edge bore, 1"x 2-1/4" latch mortise std. 1" edge bore for RFL. 2-1/8" cross bore either 2-3/8" or 2-3/4" backset.
Door Thickness	Standard thickness range is 1-3/4" to 2". Maximum door thickness 2-7/8". Door thickness must be specified when ordering. Locksets will be configured for correct thickness if non-standard (see pages 25 & 26).  NOTE: For 1-3/8" interior doors a trim ring kit is required: Part # PM-LPP34 (and specify finish).
	ADA Compliant.
Finishes	BC - Black, FG - French Gold, PS - Polished Stainless, SS - Stain Stainless, TB - Tuscan Bronze

Standard Deadbolt Strike Face & Backer Plate		Optional Deadbolt Face Plate and Strike	
	<b>PM-STRIKE-DB-RC</b> Default round corner strike faceplate 2-3/4" x 1-1/8". (use with backerplate) Included with deadbolt Specify BC, FG, PS, or SS		<b>PM-STRIKE-DB-SC</b> Optional square corner strike faceplate 2-3/4" x 1-1/8" (use with backerplate) No charge option Specify BC, FG, PS, or SS
	<b>PM-STRIKE-DB-BACKERPLATE</b> 2-3/4" x 1-1/8" Default Reinforcing plate. Included with deadbolt.		<b>PM-STRIKE-DB-DS34</b> Round Corner High Security Strike 3-5/8" x 1-1/4" (no backer plate required). \$7.50 list price adder Specify BC, FG, PS, or SS

- If optional strike to the default is specified then add the noted price to the list price of the lockset.
- Specify Black (BC) when needing Tuscan Bronze (TB) Strikes.


# MT FORGE Deadbolt Passage Combinations



Choose from any one of the 4 knob and 7 lever styles shown



# MT FORGE Deadbolt Passage Combinations




## DEADBOLT PASSAGE COMBINATION LOCKSETS

Handle	Deadbolt/Rose	Function	Handing	Available Finishes: BC, PS, SS, TB
Lever: L1 thru L7	DR1, DR2, DR3, or DR5	4710	Non Handed	\$232.50
Knob: K1 thru K4	DR1, DR2, DR3, or DR5	4710		

Note: Round corner latches are standard. Square corner or drive-in latches are optional at no upcharge.

- Deadbolt passage combination locksets feature a 1-piece decorative escutcheon on 5-1/2" hole spacing for the interior, paired with any choice of handle and keyed deadbolt on the exterior. The knobs and levers are passage function only.
- Choose any knob or lever shown to match the rosette and deadbolt styles shown above. For doors thicker than 1-3/4" see pages 25 & 26 for thick door kit information.
- When ordering specify Handle, Deadbolt/Rose style, Function, and Finish. E.g. L1-DR1-4710-SS = Lever style 1, Rose style Mediterranean, deadbolt/passage combo, Satin Stainless finish.



# MT FORGE Levers

L1 Shown with optional Rose 1



L3



L2




L4




MONTANA FORGE LEVER SETS					
Handle	Rose	Description	Function	Handing	Available Finishes: BC, FG, PS, SS, TB
Lever handles: L1, L2, L3, L4, L5, L6, or L7	R1, R2, R3, R4 or R5	Passage	4220	Reversible	\$114.50
		Privacy	4231		\$114.50
		Full Dummy	4295		\$109.00
		1/2 Dummy	4290	Specify left or right handed	\$54.50

Note: Round corner latches are standard. Square corner latches and or drive-in latches are optional at no upcharge.

Match any of the 7 lever styles shown,




# MT FORGE Levers



How to order MT Forge Lever sets:

1. Select your lever style (L1 thru L7).
2. Select your rosette style (R1 thru R5).
3. Determine Function (passage, privacy, full dummy, or half dummy).
4. Determine handing if selecting half dummy function.
5. Select finish (BC-Black, FG-French Gold, PS-polished stainless, SS-satin stainless, TB-tuscan bronze).
6. Select latch and backset. Default is RCL (round corner 2-3/8" backset) unless specified. SCL or RFL and 2-3/4" backset available. (see specifications on page 17 for options and door preparation). Note: RCL and SCL are 28 degree rotation latches. RFL is 45 degree rotation.
7. Specify door thickness if other than standard thickness range 1-3/8" to 1-3/4". Maximum door thickness 2-7/8". Lever sets will be configured for correct thickness if non-standard (see pages 25 & 26).
8. Concealed fasteners are standard with all Montana Forge lever sets.
9. Example shown above: L1-R1-4220-SS.

with any of the 5 rosette styles shown



# MT FORGE Knobs



K1



K2

Shown with  
Rose 1 in SS



K3



K4

MONTANA FORGE KNOB SETS				
Handle	Rose	Description	Function	Available Finishes: BC, PS, SS, TB
Knob: K1, K2 or K3	R1, R2, R3, R4 or R5	Passage	4020	\$114.50
		Privacy	4031	\$114.50
		Full Dummy	4095	\$109.00
		1/2 Dummy	4090	\$54.50
Knob: K4 Crystal	R1, R2, R3, R4 or R5	Passage	4020	\$134.50
		Privacy	4031	\$134.50
		Full Dummy	4095	\$127.50
		1/2 Dummy	4090	\$64.50

Note: Round corner latches are standard. Square corner latches and or drive-in latches are optional at no upcharge.


Match any of the 4 knob styles with any of the 5 rosette styles




R4



R2



R3



R5







MONTANA FORGE  
HARDWARE

# MT FORGE Lever & Knob Specifications

How to order MT Forge Knob sets:

1. Select your knob style (K1 thru K4).
2. Select your rosette style (R1 thru R5).
3. Determine Function (passage, privacy, full dummy, or half dummy).
4. Select finish (BC-black, FG-French Gold, PS-polished stainless, SS-satin stainless, TB-tuscan bronze).
5. Select latch and backset. Default is RCL (round corner 2-3/8" backset) unless specified. SCL or RFL and 2-3/4" backset available. (see specifications on page 17 for full options and door preparation).  
Note: RCL and SCL are 28 degree rotation latches. RFL is 45 degree rotation.
6. Specify door thickness if other than standard thickness range 1-3/8" to 1-3/4". Maximum door thickness 2-7/8". Locksets will be configured for correct thickness if non-standard (\$5.20 list adder).
7. Concealed fasteners are standard with all Montana Forge knob sets.
8. Example shown on page 17 top: K2-R1-4020-SS.

LEVER AND KNOB SPECIFICATIONS			
Latch	Steel non-adjustable, 2-3/8" backset, round corner faceplate (RCL) standard. Specify for 2-3/4" backset and Square corner or Drive-in (RFL) no upcharge.		
Strikes	Full lip round corner (RCS) standard. Extended full lip and heavy duty available, see chart below.		
Door Prep	1" edge bore, 1"x 2-1/4" latch mortise std. 1" edge bore for RFL. 2-1/8" cross bore either 2-3/8" or 2-3/4" backset.		
Door Thickness	Standard thickness range is 1-3/8" to 1-3/4". Maximum door thickness 2-7/8". Door thickness must be specified when ordering. Lever & knob sets will be configured for correct thickness if non-standard (see pages 25 & 26).		
Handing	All MT Forge knobsets are non-handed. All MT Forge leversets are reversible except for half dummy function. Specify left or right hand when ordering half dummy leversets.		
Finishes	BC - Black, FG - French Gold, PS - Polished Stainless, SS - Stain Stainless, TB - Tuscan Bronze		
Standard Radius Corner Latchbolt Strikes		Standard Square Corner Latchbolt Strikes	
	<b>PM-STRIKE-RCLS06</b> Default round corner 2-1/4" full lip strike. Included with lockset Specify BC, FG, PS, or SS		<b>PM-STRIKE-SCLS06</b> Optional Square Corner 2-1/4" full lip strike. \$4.00 list adder Specify BC, FG, PS, or SS
	<b>PM-STRIKE-LS06E</b> Optional round corner extended 2-1/4" full lip strike. \$10.00 list adder Specify BC, FG, PS, or SS		<b>PM-STRIKE-LS12</b> Optional Square Corner 2-3/4" T-strike. \$6.50 list adder Specify BC, FG, PS, or SS



- If optional strike to the default is specified then add the noted price to the list price of the lockset.
- Specify Black (BC) when needing Tuscan Bronze (TB) Strikes.


# MT FORGE Keying Services

Cylinder Keying Services	Part #	List Price
Keyed Alike (KA)	<b>PM-KA001</b>	\$3.00/cyl.
Builder Keying (BK)	<b>PM-BK001</b>	\$6.00/cyl.
Master Keying (MK)	<b>PM-MK001</b>	\$6.00/cyl.
Builder-Master Keying (BMK)	<b>PM-BMK001</b>	\$8.00/cyl.
Grand-Master Keying (GMK)	<b>PM-GMK-001</b>	\$8.00/cyl.
Maison Keying (MAIS)	<b>PM-MAIS</b>	\$9.00/cyl.

- **Keyed Alike:** Locksets that are keyed to an ordered specified bitting number or keyed in groups. Order by specifying key bitting number or KA next to locksets you wish keyed alike.
- **House Pack Keying:** To ensure single or multiple house packs of locks are keyed alike. Order by specifying “with” next to keyed locksets in house pack. Indicate the total amount of locksets to be keyed alike in the ”with” group by specifying that number as KA#.


- **Builder Keying:** Facilitates keying alike to specified builder key used during the construction phase of the project. A permanent change key is also provided with the lockset. Once the change key is inserted and turned, using the lost ball system, the builder key is no longer usable. Order by specifying BK and any specific BK# next to the lockset.
- **Master Keying:** Facilitates keying multiple locksets that may be keyed alike or keyed different that can all be opened by one “Master Key”. Order by specifying MK and any specific MK# next to locksets.
- **Builder Master Keying:** Combining a builder key into a master keyed system. Order by specifying BMK and any specific BK# and MK# next to the lockset.
- **Grand-Master Keying:** Two or more separate master key systems that are both opened by a Grand Master Key. Order by specifying GMK and any MK# and GMK# next to lockset.
- **Maison Keying:** Facilitates multiple change keys to operate one lockset. Order by specifying “Mais” next to lockset.

Cylinder	Part #	Replacement Cylinder	Keyway	Finish (specify)	List
	<b>PM-CYL-HS</b>	Deadbolt/Handleset Single Cylinder	KW1 (std)	BC, FG, PS, SS, TB	\$36.00
	<b>PM-DBLCYLKW</b>	Deadbolt/Handleset Double Cylinder	KW1 (std)		\$72.00
	<b>PM-CYL-HS-C</b>	Deadbolt/Handleset Single Cylinder	Schlage C		\$36.00
	<b>PM-DBLCYLSC</b>	Deadbolt/Handleset Double Cylinder	Schlage C		\$72.00
	<b>PM-LPP34</b>	Cylinder Trim Ring. Adapts Deadbolts for 1-3/8” -1-3/4” door thickness. Includes mounting plate.	N/A		\$12.00


Key Blank	Part #	Description	Keyway	Finish	List
	<b>PM-KB01</b>	MT Forge Key Blank	KW1 (std)	Nickel Plated	\$2.50
	<b>PM-KB01-C</b>	MT Forge Key Blank	Schlage C	Nickel Plated	\$2.50





# MT FORGE Latches

Standard Knob & Lever Latch	Part #	Description	Backset	Finish (specify)	List
	PM-LATCH-PL-28RCL8	28 degree latch 2-3/8" - passage	2-3/8"	BC, FG, PS, SS	\$17.00
	PM-LATCH-PL-28RCL4	28 degree latch 2-3/4" - passage	2-3/4"	BC, FG, PS, SS	\$17.00
	PM-LATCH-RL- 28RCL8	28 degree latch 2-3/8" - privacy	2-3/8"	BC, FG, PS, SS	\$17.00
	PM-LATCH-RL- 28RCL4	28 degree latch 2-3/4" - privacy	2-3/4"	BC, FG, PS, SS	\$17.00

- Specify "RCL" for 1/4" radius faceplate, or "SCL" for square corner faceplate.
- Specify Black (BC) when needing Tuscan Bronze (TB) latches.









Drive-In Knob & Lever Latch	Part #	Description	Backset	Finish	List
	PM-LATCH-PL-45RFL8	45 degree latch 2-3/8" - passage	2-3/8"	SS	\$21.00
	PM-LATCH-PL-45RFL4	45 degree latch 2-3/4" - passage	2-3/4"	SS	\$21.00
	PM-LATCH-RL-45RFL8	45 degree latch 2-3/8" - privacy	2-3/8"	SS	\$21.00
	PM-LATCH-RL-45RFL4	45 degree latch 2-3/4" - privacy	2-3/4"	SS	\$21.00

Handleset Spring Latch	Part #	Description	Face-plate	Finish (specify)	List
	PM-LATCH-HS-RCL	45 degree round corner adjustable latch	RCL	BC, FG, PS, SS	\$11.00
	PM-LATCH-HS-SCL	45 degree square corner adjustable latch	SCL	BC, FG, PS, SS	\$11.00
	PM-LATCH-HS-RFL	45 degree drive-in adjustable latch	RFL	SS	\$11.00

Deadbolt Latch	Part #	Description	Face-plate	Finish (specify)	List
	PM-LATCH-DB-RCBL	Round corner adjustable deadbolt latch	RCL	BC, FG, PS, SS	\$12.50
	PM-LATCH-DB-SCBL	Square corner adjustable deadbolt latch	SCL	BC, FG, PS, SS	\$12.50
	PM-LATCH-DB-RFBL	Drive-in adjustable deadbolt latch	RFL	SS	\$12.50

- Specify Black (BC) when needing Tuscan Bronze (TB) latches.

# MT FORGE Strikes

Standard Radius Corner Latchbolt Strikes		Standard Square Corner Latchbolt Strikes	
	<b>PM-STRIKE-RCLS06</b> Default round corner 2-1/4" full lip strike. \$7.00 list. Specify BC, FG, PS, or SS		<b>PM-STRIKE-SCLS06</b> Optional Square Corner 2-1/4" full lip strike. \$4.00 list. Specify BC, FG, PS, or SS
	<b>PM-STRIKE-LS06E</b> Optional round corner extended 2-1/4" full lip strike. \$10.50 list. Specify BC, FG, PS, or SS		<b>PM-STRIKE-LS12</b> Optional Square Corner 2-3/4" T-strike. \$7.00 list. Specify BC, PS, or SS
Standard Deadbolt Strike Face & Backer Plate		Optional Deadbolt Face Plate and Strike	
	<b>PM-STRIKE-DB-RC</b> Default round corner strike faceplate 2-3/4" x 1-1/8". (use with backerplate). Included with deadbolt \$4.00 list. Specify BC, PS, or SS		<b>PM-STRIKE-DB-SC</b> Optional square corner strike faceplate 2-3/4" x 1-1/8" (use with backerplate) No charge option \$4.00 list. Specify BC, FG, PS, or SS
	<b>PM-STRIKE-DB-BACKER-PLATE</b> 2-3/4" x 1-1/8" Default Reinforcing plate. Included with deadbolt. \$4.00 list		<b>PM-STRIKE-DB-DS34</b> Round Corner High Security Strike 3-5/8" x 1-1/4" (no backer plate required). \$8.00 list. Specify BC, FG, PS, or SS

- Specify Black (BC) when needing Tuscan Bronze (TB) latches.






## MT FORGE Thick Door Kits (up to 2-7/8")





Part #	Description	Finish	List
<b>PM-THICKLVR 1-7/8 TO 2-3/8</b>	Thick door kit - Knob & Lever 1-7/8" to 2-3/8" door thickness (47mm to 60mm).	n/a	\$7.00
<b>PM-THICKLVR 2-3/8 TO 2-7/8</b>	Thick door kit - Knob & Lever 2-3/8" to 2-7/8" door thickness (60mm to 73mm).	n/a	\$7.00
<b>PM-THICKDB 2-1/16 TO 2-5/16</b>	Thick door kit - Deadbolt 2-1/16" to 2-5/16" door thickness (52mm to 59mm).	n/a	\$4.00
<b>PM-THICKDB 2-5/16 TO 2-9/16</b>	Thick door kit - Deadbolt 2-5/16" to 2-9/16" door thickness (59mm to 66mm).	n/a	\$4.00
<b>PM-THICKDB 2-9/16 TO 2-7/8</b>	Thick door kit - Deadbolt 2-9/16" to 2-7/8" door thickness (66mm to 73mm).	n/a	\$4.00
<b>PM-THICKHS 2-1/16 TO 2-5/16</b>	Thick door kit - Handleset 2-1/16" to 2-5/16" door thickness (52mm to 59mm).	n/a	\$10.00
<b>PM-THICKHS 2-1/16 TO 2-9/16</b>	Thick door kit - Handleset 2-5/16" to 2-9/16" door thickness (59mm to 66mm).	n/a	\$10.00
<b>PM-THICKHS 2-9/16 TO 2-7/8</b>	Thick door kit - Handleset 2-9/16" to 2-7/8" door thickness (66mm to 73mm).	n/a	\$10.00

# MT FORGE Loose Parts Packs

Part #	Description	Finish	List
PM-LPP01	Parts pack - round corner strikes, screws, privacy stem and tool for active knobs and levers.	BC, FG, PS, SS	\$7.00
PM-LPP02	Parts pack - Threaded collar assembly for knobs and levers. (includes tightening tool & washer).	SS, BC	\$4.50
PM-LPP03	Parts pack - Active passage and privacy chassis assembly. Specify knob or lever.	n/a	\$17.00
MP-LPP04	Parts pack - 1/2 dummy chassis assembly.	n/a	\$8.50
PM-LPP05	Parts pack - round corner strikes for handleset interior trims.	BC, FG, PS, SS	\$11.50
PM-LPP06	Parts Pack - Handleset threaded brass beauty cap, washer and thru-bolt.	BC, FG, PS, SS	\$4.50
PM-LPP07	Parts pack - Sectional handleset mounting plates & fasteners assembly. Specify knob or lever.	n/a	\$17.00
PM-LPP08	Parts pack - Threaded collar assembly for 1/2 dummy knobs & levers. 2 required for full dummies (includes tightening tool and washer).	BC, SS	\$4.50
PM-LPP09	Parts pack - Threaded collar assembly for 2-piece and 1-piece handleset trims (includes both collared washers, tightening tool, and nylon washer) .	BC, SS	\$7.00
PM-LPP10	Parts pack - 1-Piece escutcheon handleset trim mounting plates and fasteners assembly. Specify knob or lever.	n/a	\$17.00
PM-LPP16	Threaded collar (small) for deadbolts.	BC, SS	\$1.25
PM-LPP23	Handleset dummy conversion kit - Standard door thickness 1-3/4" to 2" (44mm to 51mm).	BC, FG, PS, SS	\$15.00
PM-LPP24	Handleset dummy conversion kit - Thick door 2-1/16" to 2-5/16" (52mm to 59mm).	BC, FG, PS, SS	\$17.00
PM-LPP25	Handleset dummy conversion kit - Thick door 2-5/16" to 2-9/16" (59mm to 66mm).	BC, FG, PS, SS	\$17.00
PM-LPP26	Handleset dummy conversion kit - Thick door 2-9/16" to 2-7/8" (66mm to 73mm).	BC, FG, PS, SS	\$18.50
PM-LPP27	Thick door kit - Double cyl deadbolt 2-1/16" to 2-5/16" door thickness (52mm to 59mm).	BC, FG, SS	\$7.00
PM-LPP28	Thick door kit - Double cyl deadbolt 2-5/16" to 2-9/16" door thickness (59mm to 66mm).	BC, FG, SS	\$7.00
PM-LPP29	Thick door kit - Double cyl deadbolt 2-9/16" to 2-7/8" door thickness (66mm to 73mm).	BC, FG, SS	\$7.00
PM-LPP30	Threaded collar small for deadbolts plus washer.	BC, SS	\$4.50
PM-LPP34	Collar assembly for installation of deadbolts on 1-3/8" doors.	BC, FG, PS, SS	\$12.00
PM-Spindle01	Parts pack - Standard knob and lever spindle.	n/a	\$4.50
PM-Spindle02	Parts pack - Standard handleset spindle.	n/a	\$4.50
PM-Spindle04	Parts pack - Short handleset spindle.	n/a	\$4.50

# MT FORGE Rosettes & Parts

DEADBOLT INTERIOR ROSETTES				
				
<b>PM-D1ROSE</b> (BC, FG, PS, SS, TB)	<b>PM-D2ROSE</b> (BC, FG, PS, SS, TB)	<b>PM-D3ROSE</b> (BC, FG, PS, SS, TB)	<b>PM-D4ROSE</b> (BC, FG, PS, SS, TB)	<b>PM-D5ROSE</b> (BC, FG, PS, SS, TB)
Mediterranean style (shown with turn-piece which is sold separately)	Craftsman style	Traditional style	Contemporary style	Contemporary style
\$10.00	\$15.00	\$12.50	\$10.00	\$12.50

	Part #	Description	Finish (specify)	List
	<b>PM-DBTP-COL</b>	Mediterranean style deadbolt turn-piece.	BC, FG, PS, SS, TB	\$7.00
	<b>PM-DBTP-CONT</b>	Contemporary style deadbolt turn-piece.	BC, FG, PS, SS, TB	\$7.00
	<b>PM-LPP07K</b> <b>PM-LPP07L</b>	Sectional Handleset mounting plates & assembly screws (includes mounting plate for knob or lever and deadbolt).  *** Must specify knob or lever when ordering.	n/a	\$17.00
	<b>PC-PCRT</b>	Deadbolt plug cap removal tool.	n/a	\$4.50

TEMP LOCKS (PC-TLUNIV Parts discount applies)		Qty	Price
PC-TLUNIV	Universal Temp lock, KW1 keyway, Keyed to accept any combination of 6 & 7 cut key	20	\$10.50
All temp locks configured with round corner latch and full lip strike. Other key biting combinations available. Call for details.			



*Mill Steel Temp Lock*



# MT FORGE Rosettes & Parts:

1-PIECE ESCUTCHEON TRIM PLATES					
					
<b>PM-E1ESC</b> (BC, FG, PS, SS, TB)	<b>PM-E2ESC</b> (BC, FG, PS, SS, TB)	<b>PM-E3ESC</b> (BC, FG, PS, SS, TB)	<b>PM-E4ESC</b> (BC, FG, PS, SS, TB)	<b>PM-LPP10-Knob</b> <b>PM-LPP10-Lever</b>	<b>PM-COMBOPLT-Knob</b> <b>PM-COMBOPLT-Lever</b>
Mediterranean 1-piece interior escutcheon trim plate (shown with turn-piece & knob which are sold separately).	Craftsman 1-piece interior escutcheon trim plate.	Traditional 1-piece interior escutcheon trim plate.	Contemporary 1-piece interior escutcheon trim plate.	1-Piece escutcheon handleset trim mounting plate. Includes fasteners.	1-Piece escutcheon Deadbolt Passage Combo mounting plate. Includes fasteners.
\$38.00	\$38.00	\$39.00	\$39.00	\$17.00	\$17.00

KNOB AND LEVER ROSETTES				
				
<b>PM-R1Pass</b> (passage) <b>PM-R1Priv</b> (privacy) (specify BC, FG, PS, SS, TB)	<b>PM-R2Pass</b> <b>PM-R2Priv</b> (specify BC, FG, PS, SS, TB)	<b>PM-R3Pass</b> <b>PM-R3Priv</b> (specify BC,FG,PS, SS, TB)	<b>PM-R4Pass</b> <b>PM-R4-Priv</b> (specify BC, FG, PS, SS, TB)	<b>PM-R5Pass</b> <b>PM-R5Priv</b> (specify BC, FG, PS, SS, TB)
Mediterranean style (shown with knob which is sold separately)	Craftsman style.	Traditional style.	Contemporary style.	Contemporary style.
\$8.50	\$12.50	\$11.00	\$8.50	\$11.00

# MT FORGE Lever & Knob Handles

		Description	Finish	List
	<b>PM-LPP03</b>	Knob or Lever Chassis (must specify knob or lever).	n/a	\$17.00
 <i>Right hand lever shown</i>	<b>PM-L1</b> <b>Specify Handing</b>	Lever #1, Handed left or right. Note: must specify 1 each of both left and right if ordering for full passage, privacy, or full dummy set.	BC, FG, PS, SS, TB	\$18.50
 <i>Right hand lever shown</i>	<b>PM-L2</b> <b>Specify Handing</b>	Lever #2, Handed left or right.	BC, FG, PS, SS, TB	\$18.50
 <i>Right hand lever shown</i>	<b>PM-L3</b> <b>Specify Handing</b>	Lever #3, Handed left or right.	BC, FG, PS, SS, TB	\$18.50
 <i>Right hand lever shown</i>	<b>PM-L4</b> <b>Specify Handing</b>	Lever #4, Handed left or right.	BC, FG, PS, SS, TB	\$18.50
 <i>Right hand lever shown</i>	<b>PM-L5</b> <b>Specify Handing</b>	Lever #5, Handed left or right.	BC, FG, PS, SS, TB	\$18.50
 <i>Right hand lever shown</i>	<b>PM-L6</b> <b>Specify Handing</b>	Lever #6, Handed left or right.	BC, FG, PS, SS, TB	\$18.50
 <i>Right hand lever shown</i>	<b>PM-L7</b> <b>Specify Handing</b>	Lever #7, Handed left or right.	BC, FG, PS, SS, TB	\$18.50
	<b>PM-K1</b>	Knob #1, non-handed design.	BC, FG, PS, SS, TB	\$18.50
	<b>PM-K2</b>	Knob #2, non-handed design.	BC, FG, PS, SS, TB	\$18.50
	<b>PM-K3</b>	Knob #3, non-handed design.	BC, FG, PS, SS, TB	\$18.50
	<b>PM-K4</b>	Knob #4, non-handed design.	BC, FG, PS, SS, TB	\$25.50

# Montana Forge Hardware Limited Warranty

## Mechanical Warranty

Montana Forge (MT FORGE) offers a mechanical warranty for all MT FORGE Residential hardware that covers mechanical defects in material and workmanship. The warranty does not cover misuse, abuse, finish defects, damage caused by poor installation or failure to read installation instructions. MT FORGE will not be held liable for any and all indirect or incidental costs, punitive or consequential damages, arising from the sale, abuse, or misuse of MT FORGE locksets. All warranties are for the original purchaser from the date of purchase as long as the original user occupies that residence. MT FORGE Locksets and bath accessories carry a lifetime mechanical warranty to the original purchaser of the locksets.

## Finish Warranty

MT FORGE offers a finish warranty for all MT FORGE residential hardware that covers finish blemishes imperfections due to the manufacturing process. The warranty also covers tarnish caused by natural environmental elements if and only if proper maintenance and care instructions are followed (see proper care instructions below). Natural elements include natural sunlight, salt air, and humidity. Warranty replacement may be limited to a “one time replacement” if environmental conditions are considered severe at the discretion of CCI. The warranty does not cover damages from paints, cleaners, chemicals, scratches, abrasions, environmental fallout (pollution) or installation in non-residential buildings and applications. All warranties are to the original purchaser from the date of purchase as long as the original user occupies that residence. MT FORGE Locksets and bath hardware carry a ten (10) year finish warranty on Satin Stainless (SS) and Polished Stainless (PS) finishes, and a five (5) year finish warranty on Black (BC), French Gold (FG) and Tuscan Bronze (TB) finishes.

## Proper Care & Finish Maintenance

For all exterior applications, once installation of your MT-Forge lockset is complete, take a few minutes and protect your lockset with a quality carnauba car wax following the manufacturers application and buffing instructions. Then once per month or so clean the lockset with a damp cloth. Excessive grime can be removed with a gentle soap but do not under any circumstances use any hard or abrasive chemical cleaners. Failure to follow these instructions will void the finish warranty.

## Additional Warranty Terms, Conditions, and Claims

The purchaser of MT-FORGE Hardware agrees to the following additional terms and conditions:

- **MT FORGE makes no other warranty, either expressed or implied, other than the above stated Mechanical and Finish warranties.**
- **MT FORGE’s maximum liability is limited to the original purchase price of the hardware.**
- **MT FORGE is not responsible or liable for changes or alterations to our products by any 3rd party.**
- **MT FORGE reserves the right to make improvements to the specifications and designs of our products without obligation to incorporate those improvements or changes on previously manufactured products.**
- **All warranty claims must be made in writing or by telephone directly to MT FORGE from the original purchaser or customer where the locks were first sold to validate the claim.**
- **Products proven defective in the warranty period should be returned freight prepaid to 25859 Jefferson Avenue, Murrieta, CA 92562. The product will either be repaired, replaced, or the purchase price returned to the original purchaser. Return freight and or cartage costs are the responsibility of the original purchaser.**



# MONTANA FORGE

H A R D W A R E

25859 Jefferson Avenue, Murrieta, CA 92562  
(888) 492-9080 (*toll free*) (951) 600-9155 (*fax*)  
Web site: [www.montanaforge.com](http://www.montanaforge.com)